

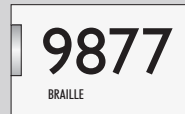


The Radisson Standard

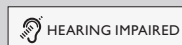
Interior Signage Package from Identity Group features backpainted frosted acrylic faces with tasteful brushed metal accents. While this standard package is approved by Radisson, keep in mind that all signage for Radisson Hotels should ultimately reflect the interior design of the space. We can work with you or your interior designer to create a sign system that is unique to your property, yet still adheres to the design guidelines set forth by Radisson. All custom designs must be approved by Radisson.

IDENTITY GROUP IS AN APPROVED SIGNAGE SUPPLIER


Guest Room Signage



RMN0503 RAD
Guest Room Number
4-1/2" x 2-3/4"



ACC0501 RAD
Informational Bar
(Installs below room number as needed)
4-1/2" x 2-3/4"



FEP0916 RAD
Guest Room Fire Evacuation Plan with State Lodging Laws
9" x 16"




RDP0606 RAD
Retrofit Door Plate (to cover damage from removal of old room number if necessary)
6" x 6"

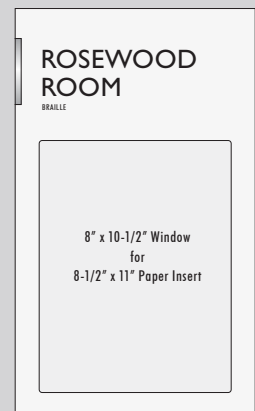
Room Identification Signage



RID0905 RAD
1-2 Line Room Identification (Copy Varies)
9" x 5"



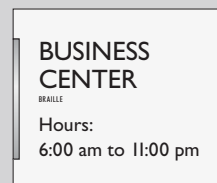
RID0908 RAD
3-4 Line Room Identification (Copy Varies)
9" x 7-1/2"



MTG1017 RAD
Meeting Room Identification with 8-1/2" x 11" Insert Holder (Copy Varies)
10" x 17"



RES0709 RAD
1-2 Line Room Identification (Men, Women or Unisex)
7" x 8-1/2"



RID0908B RAD
Room Identification with Hours (Copy Varies)
9" x 7-1/2"

General Informational Signage




Please use guest room key card for entry

This door is locked for our guests' safety & security. Please use guest room key card for entry.

NO PETS IN HOTEL
With exception of service animals

Employees must wash hands before returning to work

ACCESSIBLE ENTRANCE 

Accessible entrance is located on the east side of the building 

For assistance lift handset for operator

INF0905 RAD
Small General Informational (Copy Varies)
9" x 5"

WELCOME TO THE RADISSON HOTEL WICHITA

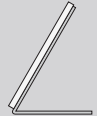
- Check-in time 3:00 pm
- Check-out time 11:00 am
- Safe deposit boxes available
- Complimentary wired and wireless internet access is available in your guest room

MAXIMUM OCCUPANCY 205

MAX0905 RAD
Maximum Occupancy (for meeting rooms / ballrooms)
9" x 5"

ATTENTION

If you use your Debit/Check Card upon check-in, an automatic authorization hold will be placed on your account for up to 10 business days.



BNT0905 RAD
Freestanding Informational with Bent Stand (Copy Varies)
9" x 5"

INF1210 RAD
Large General Informational (Copy Varies)
12" x 9-3/4"

Directional Signage

← 201 - 222
→ 223 - 240

DIR0905 RAD
1-2 Line Directional (Narrow- for short copy lines)
9" x 5"

← Pool & Whirlpool
→ Business Center

DIR1205 RAD
1-2 Line Directional
12" x 5"

← 201 - 209
Guest Laundry
Ice & Vending
Pool & Whirlpool
Restrooms
→ 210 - 234
Business Center
Meeting Rooms

DIR1212 RAD
7-8 Line Directional
12" x 12"

DIRECTORY
YOU ARE AT THE LOW-RISE ELEVATORS

| | |
|--------------------------|--------------|
| Atrium | Level 1 |
| Ballrooms | Level 2 |
| Evergreen | Salons F - I |
| Washington | Salons A - E |
| Snoqualmie | |
| Seattle | Salons 1 - 3 |
| Conference Suites | |
| Aberdeen | Level 2 |
| Bellevue | Level 2 |
| Bellingham | Level 3 |
| Bremerton | Level 2 |
| Tacoma | Level 2 |
| Yakima | Level 2 |
| Executive Offices | Level 1 |
| Fitness Center | Level 1 |
| Game Room | |
| Gift Shop | Level 1 |
| Lobby | Level 2 |
| Pool & Spa & Sauna | Level 1 |
| Yukon Landing Restaurant | Level 2 |

DRY1421 RAD
Directory (at Elevator Landings)
14" x 21"

NOTE: Additional sizes of directionals and directories are available as needed.

← 2201 - 2209
Elevators
→ 2210 - 2234
Vending

DIR0908 RAD
3-4 Line Directional (Narrow- for short copy lines)
9" x 7-1/2"

← 201 - 209
Pool & Whirlpool
→ 210 - 234
Business Center

DIR1208 RAD
3-4 Line Directional
12" x 7-1/2"

← 201 - 209
Guest Laundry
Ice & Vending
Pool & Whirlpool
→ 210 - 234
Business Center

DIR1210 RAD
5-6 Line Directional
12" x 9-3/4"

← 201 - 209
Guest Laundry
Ice & Vending
Pool & Whirlpool
Restrooms
→ 210 - 234
Business Center
Meeting Rooms
↑ Coffee Shop
Parking Garage

DIR1214 RAD
9-10 Line Directional
12" x 14-1/4"

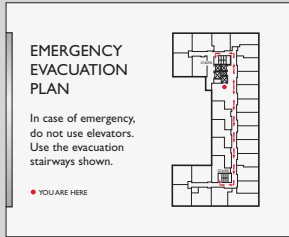
NOT SHOWN:

DIR1217 RAD
11-12 Line Directional
12" x 16-1/2"

DIR1219 RAD
13-14 Line Directional
12" x 18-3/4"

DIR1221 RAD
15-16 Line Directional
12" x 21"

Fire Evacuation Signage



FEP1210 RAD
Public Area Fire Evacuation Plan
12" x 9-3/4"

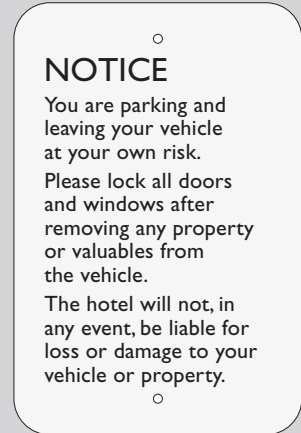


Stairwell Signage



STR1217 RAD
Interior Stairwell ID with Exit Discharge
Information & Phosphorescent Number
12" x 17"

Parking Lot Signage



PRK1218 RAD
Parking Lot Liability Notice
12" x 18"

Pool Area & Fitness Signage

POOL RULES

Any person using a public pool must take a cleansing shower using warm water and soap and thoroughly rinse off all soap before entering the pool enclosure. A user leaving the pool to use the toilet must take a second cleansing shower before returning to the pool enclosure. A person who exercises, applies lotion, or uses a sauna or steam room must shower before using the pool.

No person with or suspected of having a communicable disease which could be transmitted through the use of the pool shall work at or use any public pool.

A person with a considerable area of exposed subepidermal tissue, open blisters, or cuts must be warned that these may become infected and be advised not to use the public pool.

Spitting, spouting water from the mouth and blowing the nose in the pool is prohibited.

No running or rough play, except for supervised watersports, is permitted in the pool, in dressing rooms or shower rooms, on runways, on the diving board, or platforms.

Glassware and similar material with a tendency to shatter on impact is not allowed in the pool enclosure.

Domestic animals are not permitted in the pool enclosure, showers, or dressing rooms.

WHIRLPOOL RULES

Pregnant women, small children or persons with heart disease, diabetes, high blood pressure or low blood pressure should not enter the spa except under advice of a physician.

Avoid use while under the influence of alcohol or drugs.

Overexposure may result in nausea, dizziness or fainting. Observe a reasonable time limit.

SPA1717 RAD
Standard Whirlpool / Spa Rules
16-1/2" x 16-1/2"

POL2828 RAD
Standard Pool Rules
28" x 28"

FITNESS RULES USE AT YOUR OWN RISK

Consult and follow the advice of your physician prior to use.

Improper use of the equipment can result in injury.

Review any instructions prior to use.

The exercise room may not be supervised. Use at your own risk.

This room is for use by registered hotel guests only.

No one under the age of 14 is permitted to enter the facility without adult supervision.

FIT1717 RAD
Standard Fitness Rules
16-1/2" x 16-1/2"

NOTE: Some state and local codes require pool & spa signage with copy and sizes specific to your location. If different signage is needed, we will quote it *instead* of the standard copy.

NO LIFEGUARD ON DUTY

POL4414 RAD
No Lifeguard on Duty
44" x 13-1/2"

NO DIVING

POL2314 RAD
No Diving
23" x 13-1/2"

Cut Out Letters

CONFERENCE CENTER

MFA-4 RAD

Metal Faced Cut Out Acrylic Letters - 4" Tall

COA-4 RAD

Painted Cut Out Acrylic Letters - 4" Tall

Additional sizes are available as needed

BALLROOM

MFA-6 RAD

Metal Faced Cut Out Acrylic Letters - 6" Tall

COA-6 RAD

Painted Cut Out Acrylic Letters - 6" Tall

Material / Finish Options for Individual Cut Out Letters



Metal Faced
Acrylic



Painted
Acrylic

Licensee Signage

This Hotel Is
Independently Owned
and Operated By
Licensee Name

OWN1509 RADLicensee Information
14-1/2" x 9"

Wayfinding & Design

Send us your hotel's floorplan and let us assist with your signage order. Our experienced wayfinding staff will determine your property's specific requirements and provide you with a detailed plan that includes a graphic of each sign, sign type, quantity, price and location, all in an easy to read format. We will also draw your fire evacuation maps free of charge.

Specialty Signage

RADISSON®

POD2210 RADPodium Sign for Conference Center
22" x 9-3/4"