

Interior Signage Specifications

Sonesta Simply Suites

SONESTA
Simply
Suites

INTERIOR SIGNAGE PACKAGE

CONTACT: CONTACT US

Phone:
316.267.4171
Email:

dailyorders@identitygroup.com

IDENTITY GROUP IS AN APPROVED SIGNAGE SUPPLIER

We Make Ordering Easy!

WAY FINDING

Send us your hotel's floor plan and let us assist with your signage order. Our experienced way-finding staff will determine your property's specific requirements and provide you with a detailed plan that includes a graphic of each sign, type, quantity, price and location, all in an easy to read format.

NO MAP CHARGES

Our professional artists will draw your fire evacuation maps free of charge. Just send us your floor plans and we'll do the rest.

COLORS

NOTE: The signs in this brochure are displayed in a solid brown color for clarity. The actual signs are digitally printed with a woodgrain finish that matches Omnova #50995 Baroque Woodgrain.



Digital Print Omnova
#50995 Baroque Woodgrain

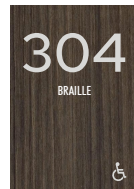


PMS Cool Gray 1 C

Guest Room Signage




RM0305 SSM
Guest Room
Number
3-3/8" x 4-7/8"



RM0305H SSM
Number w/ Symbol
4-3/4" x 4-3/4"



INF0303 CFR
Do Not Hang,
Contact With
Sprinklers Will
Cause Flooding
3" x 3"



FEP0907 SSM
Guest Room Fire
Evacuation Plan With
State Lodging Laws
8-3/4" x 7-1/4"

Identification Signage



RID0903 SSM
1 Line ID (Narrow)
8-7/8" x 3"



RID1004 SSM
2 Line ID (Narrow)
9-7/8" x 4-1/8"



RID1304 SSM
2 Line ID (Wide)
12-7/8" x 4-1/8"



RID0808 SSM
4 Line ID (Narrow)
7-7/8" x 7-7/8"




RID1305 SSM
3 Line ID (Narrow)
12-7/8" x 5-1/8"



RID1305 SSM
3 Line ID (Narrow)
12-7/8" x 5-1/8"



RID1314 SSM
1-2 Line ID With
Informational Subcopy
12-7/8" x 13-7/8"



MTG1314 SSM
Meeting Room ID
With Insert Holder
11-1/2" x 14-3/4"

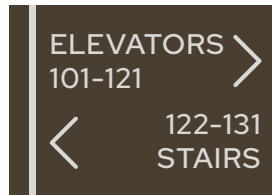


RES1208 RDL
Restroom ID
11-7/8" x 7-3/4"

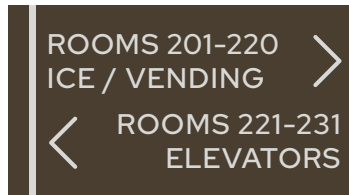
Interior Signage Specifications

Sonesta Simply Suites

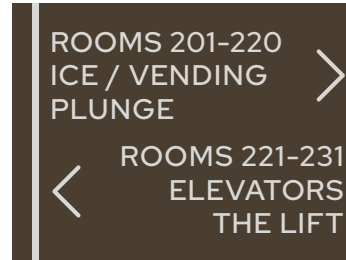
Directional Signage



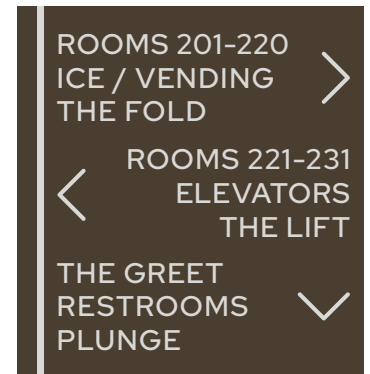
DIR1007 SSM
3-4 Line Directional (Narrow)
9-7/8" x 7-1/8"



DIR1307 SSM
3-4 Line Directional (Wide)
12-7/8" x 7-1/8"



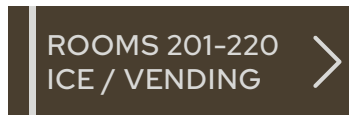
DIR1310SSM
4-6 Line Directional
12-7/8" x 9-5/8"



DIR1119 SSM
7-9 Line Directional
11-1/4" x 18-3/4"




DIR1004 SSM
1-2 Line Directional (Narrow)
9-7/8" x 4-1/4"



DIR1304 SSM
1-2 Line Directional (Wide)
12-7/8" x 4-1/8"

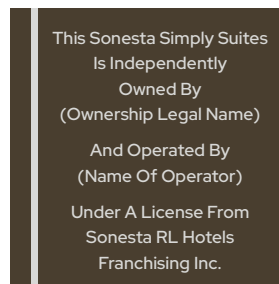
Owner/Operator Signage



MOD0905SES
Manager On Duty
9-1/4" x 5-1/4"

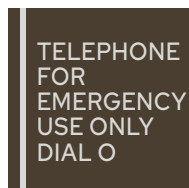


INS0801 SSM
Name Insert For
Manager On Duty
8-1/4" x 1-1/4"

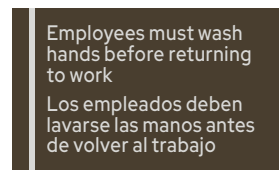


ONP1011 SSM
Owner / Operator
10-1/8" x 10-1/2"

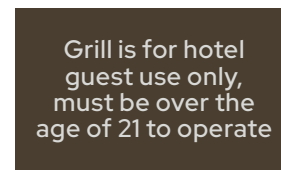
Informational Signage



INF0808 SSM
Small Informational
Public Areas
7-7/8" x 7-7/8"



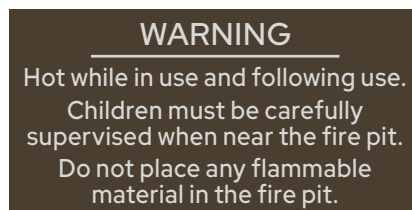
INF1207 SSM
Medium Informational
Public Areas
11-3/4" x 7"



INF01207 SSM- EXT
Small General
Informational
11-3/4" x 7"



INF1008 SES- EXT
Small General
Informational
10" x 7-7/8"



INF1510 SSM
Large Informational
14" x 7"



INF1216 SSM
Designated Smoking Area
12" x 15-11/16"



INF1218 SSM
No Smoking
12" x 18"

Interior Signage Specifications

Sonesta Simply Suites

Fire Evacuation & Elevator Signage



FEP1213 SSM
Elevator/Corridor Evacuation Plan
11-3/4" x 12-1/2"



FEP1111 SSM
Corridor/Elevator Evacuation Plan For Upper Floors
10-7/8" x 11-1/8"

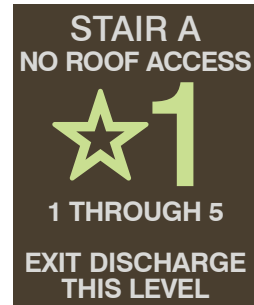
Stairwell Signage



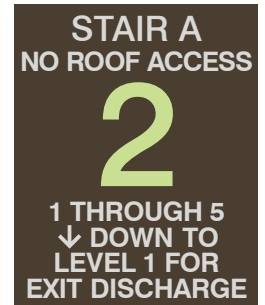
STR1208 SSM
Stairwell ID (Corridor Side)
11-7/8" x 7-3/4"



STR0903 SSM
Interior Stairwell ID
8-1/2" x 3"



STR1518 SSM
Interior Stairwell Informational
14-1/2" x 18"



Area of Refuge Signage



REF1111 SSM
Area of Refuge ID
10-7/8" x 11-1/8"



RFD1111 SSM
Area of Refuge ID
10-7/8" x 11-1/8"



ELE0404 SSM
Elevator Jamb ID
3-1/2" x 3-1/2"

AREA OF REFUGE INSTRUCTIONS

- Follow Exit Signs to Other Means of Egress.
- Persons Able to Use Exit Stairways Should Do So As Soon As Possible, Unless They Are Assisting Others.
- In an Emergency, Push Intercom Button to Contact the Operator.
- For Assistance, Wait in Designated Assistance Area for Help.

REF1219 SSM
Area of Refuge Instructions
12" x 18-3/4"

Fitness Center Signage

FITNESS CENTER RULES

1. Consult a physician before beginning an exercise program.
2. Do not play music over your own device unless wearing headphones.
3. Use equipment at your own risk.
4. Children under 16 years of age are not permitted in the fitness center.
5. Stop exercising if you feel faint, dizzy, exhausted or have any feeling of discomfort.
6. In the interest of hygiene, please wipe down equipment after use.
7. Do not exercise while impaired by alcohol or drugs.
8. Sonesta Extended Stay Suites is not liable for personal injury, loss of property or any other claims arising out of the use of this facility or the equipment.

FIT1928 SSM
Fitness Center Rules
18-3/4" x 27-1/2"

Please Wipe Off Equipment After Use.

FIT1207 SSM
Fitness Center Informational
11-3/4" x 7"

Do not leave your personal property unattended. Management is not responsible for lost, stolen or damaged property.

FIT1207 SSM
Fitness Center Liability Notice
11-3/4" x 7"

welcome.

COA2404 SSM
"welcome" Dimensional Letters
23-1/2" x 4"
(Paint Color Varies)

Interior Signage Specifications

Sonesta Simply Suites

Pool & Spa Signage

POOL RULES

1. Pool for guest use only.
2. Food and glass objects are not permitted in pool area.
3. Excessive noise will not be permitted.
4. Pets are not allowed in pool area.
5. Children under XX years of age must be accompanied by an adult.
6. No running or diving.
7. No lifeguard on duty.
8. Management reserves the right to deny pool usage to anyone at anytime.
9. Use pool at your own risk.

POOL HOURS: XX:XX am to XX:XX pm

SPA RULES

1. Spa for guest use only.
2. Food and glass objects are not permitted in spa area.
3. Excessive noise will not be permitted.
4. Pets are not allowed in the spa area.
5. Children under XX years of age must be accompanied by an adult.
6. CAUTION: Guests with the following conditions should not use the spa without doctor's permission:
 - Heart disease
 - Diabetic
 - On medication
 - Pregnant
 - High or low blood pressure
7. Do not exceed 15 minutes continuous in spa.
8. Management reserves the right to deny spa usage to anyone at anytime.
9. Use spa at your own risk.

RUL1922 SSM

Pool / Spa Rules
18-3/4" x 22"



POL3708 SSM

No Diving
37" x 8"

POOL LIFT



Pool Lift Is For Use By Guests With Disabilities Only. All Other Uses Are Strictly Prohibited. Instructions For Pool Lift Use Located at location of instructions. For Assistance With Lift, Please Contact [contact info](#).

RUL2424 SSM

Pool/Spa Lift Identifier/Instructions
23-3/4" x 23-3/4"



SPA LIFT

NO LIFEGUARD ON DUTY

POL4212 SSM

No Diving & No Lifeguard On Duty
41-3/4" x 12"

Exterior/Parking Signage

GUEST
PARKING

USER
ASSUMES
ALL RISK

RESERVED
PARKING

EMPLOYEE
OF THE
MONTH

PLEASE
CLEAN UP
AFTER
YOUR PET



PRK1218 SES

Parking Signs
12" x 18"
(Post provided By Property)



PRK1218 GSI

Accessible
Parking
12" x 18"
(Post provided
By Property)



PRK1206

Van Accessible
12" x 6"
(Post provided
By Property)

CLEARANCE: X'-XX"

CLR4808 SSM

Clearance Sign For
Porte Cochère
47-3/4" x 8"

IDENTITY GROUP