

Interior Sign Package

Comfort (Rise & Shine)



CONTACT US

Phone:

316.267.4171

Email:

dailyorders@identitygroup.com

**IDENTITY GROUP IS AN
APPROVED SIGNAGE SUPPLIER**

NO FEE* PROJECT SERVICES

- Estimating
- Planning - Wayfinding
- Project Management
- Evacuation Map Development

* Requires minimum project values

DESIGN SERVICES AVAILABLE

COLORS / MATERIALS



Reverse Painted Grizzle Gray
(Face)



Surface Printed Woodgrain
Danish Maple
(Face)



Bright White
(Copy)

Sign Materials: Reverse Painted
Clear P95 Frosted Acrylic Face, With
Surface Digitally Printed Woodgrain.
Copy is Tactile or Surface Printed

Font: Avant Garde Medium BT

GUEST ROOM SIGNAGE




RM0505 CRS21
Guest Room Number
4-1/2" x 4-1/2"



SY0303 CRS21
Accessible, Hearing Impaired
& No Smoking Symbols
3" x 3"



SP0303 CRS21
Sprinkler Warning
3" x 3"



FEP0911 CRS21
Guest Room Fire Evacuation Plan
With State Lodging Laws
9" x 11"

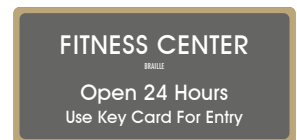
IDENTIFICATION SIGNAGE



ID0804 CRS21
1-2 Line Small Public
Room ID
8" x 4"



ID1204 CRS21
1-2 Line Large Public Room ID
11-3/4" x 4"



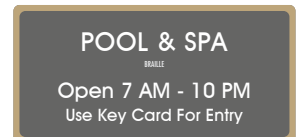
ID1206 CRS21
1-2 Line Room ID
With Hours
11-3/4" x 5-3/4"



ID0804 CRS21 (Exterior)
1-2 Line Small
BOH/Exterior Room ID
8" x 4"



ID1204 CRS21 (Exterior)
1-2 Line Large
BOH/Exterior Room ID
11-3/4" x 4"



ID1206 CRS21 (Exterior)
1-2 Line Room ID
With Hours
11-3/4" x 5-3/4"



MT1012 CRS21
1-2 Line Meeting Room ID
With Area For Insert
10-1/4" x 11-3/4"



RR0709 CRS21
Public Restroom ID
7" x 8-1/2"



RR0709 CRS21 (Exterior)
BOH/Exterior Restroom ID
7" x 8-1/2"

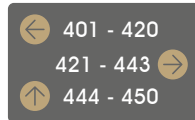
Interior Sign Package

Comfort (Rise & Shine)

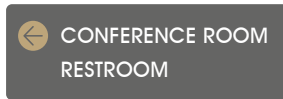
DIRECTIONAL SIGNAGE




DR0804 CRS21
1-2 Line Guestroom Floor Directionals
8" x 4"



DR0805 CRS21
3-4 Line Guestroom Floor Directionals
8" x 5"



DR1204 CRS21
1-2 Line Public Area Directionals
11-3/4" x 4"



DR1205 CRS21
3-4 Line Public Area Directionals
11-3/4" x 5"



DR1208 CRS21
5-6 Line Public Area Directionals
11-3/4" x 8"



DR1212 CRS21
9-10 Line Public Area Directionals
11-3/4" x 11-3/4"

NOTE:
Additional Sizes
Are Available
Upon Request

PROJECTION MOUNT SIGNAGE



PJ1104 CRS21
Double-Sided Ice
Projection Mount Sign
10-1/2" x 4"



PJ1104 CRS21
Double-Sided Elevators
Projection Mount Sign
10-1/2" x 4"

FIRE EVACUATION & ELEVATOR SIGNAGE



FE1219 CRS21
Fire Evacuation Plan With Map
For Elevators & Public Corridors
11-3/4" x 19"



FE1219 CRS21 (Exterior)
Fire Evacuation Plan With Map
For BOH/Exterior Elevators
11-3/4" x 19"



EL0404 CRS21
Elevator Jamb
Numbers
4" x 4"

STAIRWELL SIGNAGE



ST0709 CRS21
Public Stair ID
7" x 8-1/2"



ST0709 CRS21 (Exterior)
BOH/Exterior Stair ID
7" x 8-1/2"



ST1518 CRS21
Interior
Stairwell
Informational
With 6" Tall
Phosphorescent
Number
14-1/2" x 18"

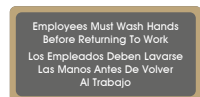


ST0903 CRS21
Interior Stairwell Level ID
8-1/2" x 3"

Interior Sign Package

Comfort (Rise & Shine)

INFORMATIONAL SIGNAGE



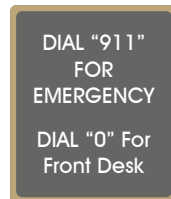
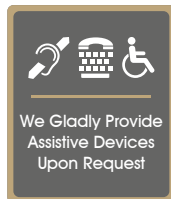
IF0804 CRS21
Small Public
Informational
8" x 4"

Note: Copy May Vary



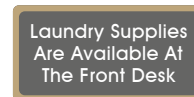
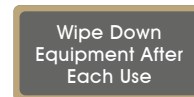
IF0708 CRS21
Medium Public
Informational
7" x 8-1/4"

Note: Copy May Vary



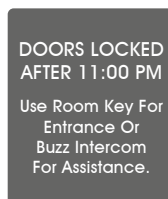
IF0804 CRS21
Small Public
Informational
8" x 4"

Note: Copy May Vary



IF1207 CRS21
Large Public Informational
11-3/4" x 6-1/2"

Note: Copy May Vary



IF0708 CRS21 (Exterior)
Large BOH/Exterior
Informational
7" x 8-1/4"


Note: Copy May Vary



IF0804 CRS21 (Exterior)
Small BOH/Exterior
Informational
8" x 4"

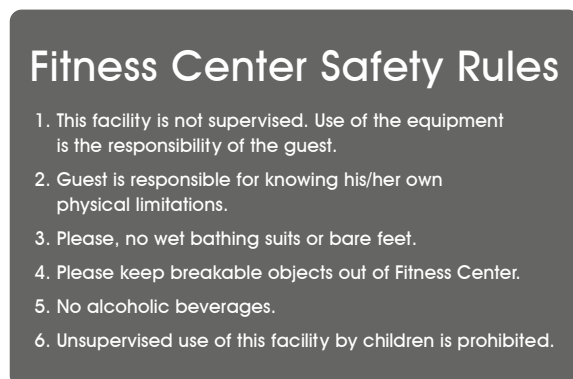
Note: Copy May Vary

FRONT DESK SIGNAGE



OW1215 CRS21
Owner/Operator
11-3/4" x 15"

FITNESS CENTER SIGNAGE



FT2416 CRS21
Fitness Center Rules
23-3/4" x 15-3/4"

GUEST LAUNDRY SIGNAGE



GL2416 CRS21
Guest Laundry Rules
23-3/4" x 15-3/4"

IDENTITY
GROUP

Interior Sign Package

Comfort (Rise & Shine)

POOL SIGNAGE

POOL AREA USE

Pool Hours:

6:00 AM - 10:00 PM

- Warning - No Lifeguard On Duty
- Swim at your own risk
- Pool for use by registered guests only
- Children under 14 must be accompanied by a responsible adult
- No diving or jumping
- No running or horseplay in or around pool area
- No glass containers in pool area
- No pets in pool area
- Report any unsafe conditions to management immediately

In Case of an Emergency
Call "911"

PL2436 CRS21
Pool & Spa Rules
23-3/4" x 35-3/4"

NO 
DIVING

ND2416 CRS21
No Diving
23-3/4" x 15-3/4"

POOL
LIFT 

LF1812 CRS21
Pool Lift
18" x 12"

POOL USER
CAPACITY
20

MX1812 CRS21
Pool Load
18" x 12"

WARNING
NO LIFEGUARD
ON DUTY

NL4218 CRS21
No Lifeguard
On Duty
42" x 17-3/4"

PLEASE NOTE:

State and local codes may require your pool and spa area signage to have certain text, layouts and copy sizes specific to your area.

If code-related signs are needed for your project, we will quote them in place of the brand standard signs.

IDENTITY
GROUP

Interior Sign Package

Comfort (Rise & Shine)

EXTERIOR & PARKING SIGNAGE



PRK 1218 CRS21
Hotel Guests Only
12" x 18"
Note: Post Provided
By Property



PRK 1218 CRS21
Notice
12" x 18"
Note: Post Provided
By Property



GSIPRK 1218 CRS21
Accessible Parking
12" x 18"
Note: Post Provided
By Property



GSIPRK 1218 CRS21
Van Accessible
12" x 18"
Note: Post Provided
By Property

CLEARANCE 15'-08"

CL4806 CRS21
Clearance For Porte Cochere
47-1/2" x 6"
Note: Copy May Vary