



CONTACT

Bethany Nevels
National Sales Representative
423.364.4273 MOBILE
bethany.nevels@identitygroup.com

**IDENTITY GROUP IS AN APPROVED
SIGNAGE SUPPLIER**


NO FEE* PROJECT SERVICES

- Estimating
 - Planning - Wayfinding
 - Project Management
 - Evacuation Map Development
- * Requires minimum project values

DESIGN SERVICES AVAILABLE

PLEASE NOTE: Park Inn by Radisson Interior Signage is available in your choice of 2 Packages:


The "Standard" Package



Backplate:
1/4" Thick ABS Plastic,
Surface Painted
SW 7027 Well Bred Brown*

Face:
1/8" Thick Photopolymer,
Surface Painted
SW 1142 Gourmet Mushroom*
with Dark Brown Copy

The "Upgrade" Package



Backplate:
1/4" Thick Frosted Acrylic,
Reverse Painted
SW 0038 Library Pewter*

Face:
1/8" Thick Photopolymer,
Surface Painted
CPM 500 Absidan*
with White Sand Copy

OR

*All colors shown are approximate only! Please refer to color swatches or sign samples for actual colors.

For illustration purposes, all signage in this brochure is shown in the "Standard" Package.

Guest Room Signage



4-1/2" x 4-1/2"
RMN0505 PARK
Room Number



NOTE: 8-1/2" x 14" Evacs
Are Also Available

Paper:
11" x 8-1/2"
FEP GR A PARK1
Guest Room Fire
Evacuation Plan
& Lodging Laws
Paper

Polystyrene:
11" x 8-1/2"
FEP GR A PARK2
Guest Room Fire
Evacuation Plan
& Lodging Laws
Polystyrene



1-1/4" x 1-1/4"
AC11
Accessible - Clear Decal
with Black or White Symbol

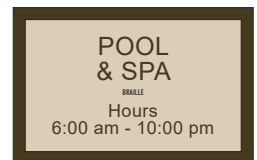
Identification Signage



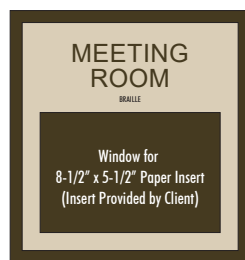
10" x 5"
ID1005 PARK
1-2 Line Room Identification



10" x 6-1/2"
ID1007A PARK
3 Line Room Identification



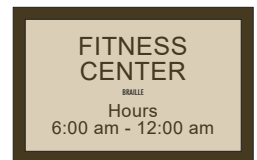
10" x 6-1/2"
ID1007B PARK
Room Identification w/ Hours Info



10" x 10-1/2"
MTG1011 PARK
Room Identification w/ Hours Info



7" x 9"
RR0709 PARK
Restroom
Identification




10" x 6-1/2"
ID1007B PARK
Room Identification w/ Hours Info

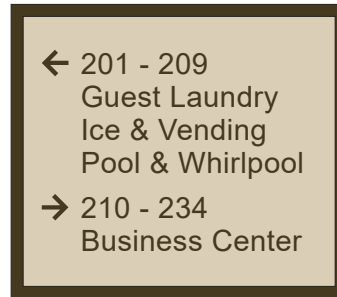
Directional Signage



10" x 6-1/2"
DIR1007 PARK
1-2 Line Directional (Narrow)

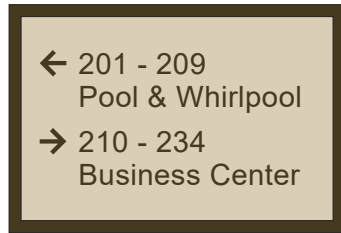


14" x 6-1/2"
DIR1407 PARK
1-2 Line Directional

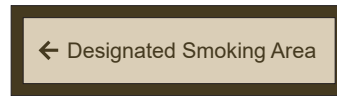


14" x 12-1/4"
DIR1412 PARK
5-6 Line Directional

**NOTE: Additional Sizes
of Directional Signs Are
Available as Needed**



14" x 9-1/2"
DIR1410 PARK
3-4 Line Directional



14" x 3-3/4"
DIR1404 PARK
Designated Smoking Area Directional

Fire Evacuation Signage

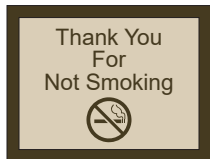


10" x 11"
FEP1011 PARK
Elevator Fire Evac Plan

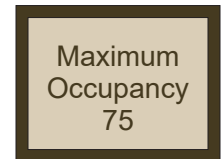
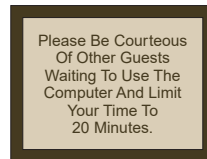
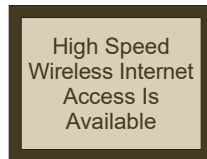
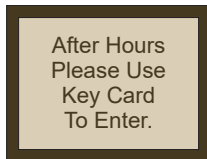


7" x 9"
ICF0709 PARK
In Case of Fire

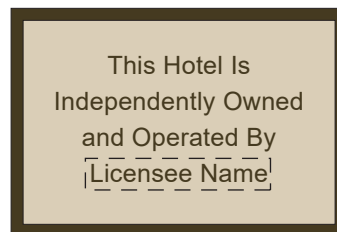
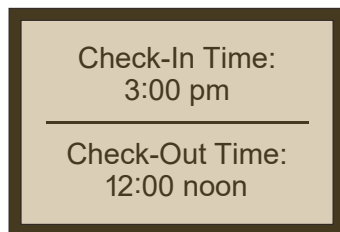
Informational Signage



8-1/2" x 6-1/2"
INF0907 PARK
Informational



14" x 9-1/2"
INF1410 PARK
Large Informational




NOTE: Owner/Operator Sign is customized per Property Licensee Name



10" x 6-1/2"
SM1007 PARK
Smoking Area Informational
To be mounted on post, supplied by Client on site

Parking Signage




9-1/2" x 8"
PRJ1008 PARK
Projection Mounted Informational (Large)



9-1/2" x 4"
PRJ1004 PARK
Projection Mounted Informational (Small)



7" x 9"
BNT0709 PARK
Welcome / Smoke Free with Bent Stand



12" x 18"
PRK1218 PARK
Reserved for Hybrid Vehicles

Pool Area Signage

POOL RULES

- Any person using a public pool must take a cleansing shower using warm water and soap and thoroughly rinse off all soap before entering the pool enclosure. A user leaving the pool to use the toilet must take a second cleansing shower before returning to the pool enclosure. A person who exercises, applies lotion, or uses a sauna or steam room must shower before using the pool.
- No person with or suspected of having a communicable disease which could be transmitted through the use of the pool shall work at or use any public pool.
- A person with a considerable area of exposed subepidermal tissue, open blisters, or cuts must be warned that these may become infected and be advised not to use the public pool.
- Spitting, spouting water from the mouth and blowing the nose in the pool is prohibited.
- No running or rough play, except for supervised water-sports, is permitted in the pool, in dressing rooms or shower rooms, on runways, on the diving board, or platforms.
- Glasswares and similar material with a tendency to shatter on impact is not allowed in the pool enclosure area.
- Domestic animals are not permitted in the pool enclosure, showers, or dressing rooms.

23-1/2" x 32"
POL2432 PARK
Pool Rules

NO DIVING

36" x 6"
POL3606 PARK
No Diving

**FOR
EMERGENCY
USE**

30" x 16"
POL3016 PARK
Emergency Phone Informational

PLEASE NO
FOOD OR GLASS
BEVERAGE
CONTAINERS IN
POOL AREA

**POOL & SPA
HOURS**
6 am - 10 pm

10" x 6"
POL1006 PARK
Pool Area Informational (Large)

NOTE: These informational signs are located INSIDE the pool area. They are not to be used in the hotel corridors.

**POOL
OCCUPANCY**
33

7" x 3"
POL0703 PARK
Pool Area Informational (Small)

**WARNING
NO LIFEGUARD
ON DUTY**

**CHILDREN MUST NOT USE THE POOL
WITHOUT ADULT SUPERVISION**

47-1/2" x 23-1/2"
POL4824 PARK
Warning No Lifeguard on Duty

Pool Signage continued



16" x 13-1/2"
POL1614 CIS
Pool Lift Information
(for Properties with a Permanently Installed Pool Lift)

Whirlpool Spa Signage



16" x 16"
SPA1616 PARK
Whirlpool Spa Rules

Fitness Center Signage



16" x 16"
FIT1616 PARK
Fitness Center Rules

Stairwell Signage



12-1/2" x 18"
STR1318 PARK
Stairwell Identification &
Exit Discharge Information

HOW TO SOLVE YOUR SIGNAGE NEEDS WITH FREE WAYFINDING!

Remodel or New Build

SEND YOUR FLOOR PLANS TO:

Identity Group
313 Ida
Wichita, KS 67211

316-267-4171
316-267-6883 (FAX)
www.identitygroup.com

OUR WAYFINDING GROUP WILL DETERMINE FOR YOUR SPECIFIC PROPERTY:

- A. Which signs go where
- B. Sign verbiage
- C. Sign size
- D. That all Federal & State Codes are met

WE BUILD A QUOTE FOR YOU THAT OUTLINES:

- A. Sign type (room number, directional, identification, etc.)
- B. Quantity
- C. Price each
- D. Total price
- E. Location plan of sign placement
- F. Projected manufacturing time