

# Interior Signage Specifications

## TownePlace Suites



### CONTACT

Kerri Vogel  
316.267.4171 x241  
316.267.6883 FAX  
kerri.vogel@identitygroup.com

**IDENTITY GROUP IS AN APPROVED SIGNAGE SUPPLIER**

### NO FEE\* PROJECT SERVICES

- Estimating
  - Planning - Wayfinding
  - Project Management
  - Evacuation Map Development
- \* Requires minimum project values

### DESIGN SERVICES AVAILABLE

### COLORS / MATERIALS



SW 7649  
Silver Plate

SW 7069  
Iron Ore

Sign Materials: Painted Acrylic and Applied Copy

Font: Hurme Geometric Sans 3, Regular & Bold

### GUEST ROOM SIGNAGE



4" x 4"  
GRN0404 TP19  
Guest Room Number

#### MASTER SWITCH

2-1/2" x 3/4"  
MS0301 TP19  
Master Switch



1-1/4" x 1-1/4"  
ACC0101 TP19  
Accessible Symbol Decal



3" diameter  
SHP33  
Sprinkler Warning



3" x 3"  
HI33 TP19  
Hearing Impaired



3" x 3"  
AC33 TP19  
Accessible




6" x 3"  
WLD63 TP19  
Warning Decal



3" x 5/8"  
DBV31 TP19  
Deadbolt Decal



5" x 12-1/4"  
FEP0512 TP19  
Guest Room Fire Evacuation Plan



5" x 12-1/4"  
LAW0512 TP19  
Guest Room Law/Rate Card Paper Insert



4-3/8" x 11-3/4"  
LAW0512 INSERT TP19  
Guest Room Law/Rate Card Paper Insert



3" x 2"  
KC0302 TP19  
Guest Room Informationals

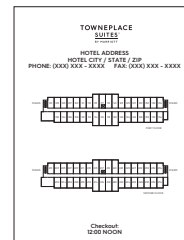
### FRONT DESK SIGNAGE




8" x 6"  
DBC0806 TP19  
Debit Card Informational, Bent Sign



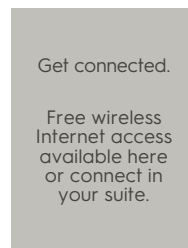
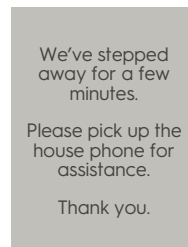
7" x 9"  
OWN0709 TP19  
Owner/Operator Info



8-1/2" x 11"  
FDM0911 TP19  
Front Desk Map Insert (Digital File)



9-3/4" x 11-5/8"  
FDM1012 TP19  
Holder for 8-1/2" x 11" Front Desk Map Insert



8-1/2" x 11"  
BNT0911 TP19  
Front Desk Informational, Bent Sign

# HELLO Louisville

XX" x 14"  
HELXX14 TP19  
HELLO Sign  
(Size varies - customized per location)

FORMERLY GRAPHICSystems



# Interior Signage Specifications

## TownePlace Suites

### IDENTIFICATION SIGNAGE



6" x 3"  
IDA0603 TP19  
*Room Identification*




8" x 3"  
ID0803 TP19  
*Identification for Longer Copy Lines*



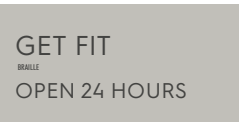
7-1/4" x 9-3/4"  
RR0709 TP19  
*Restroom Identification*



7-1/2" x 11"  
RR0709 TP19  
*Area of Rescue*



9-1/2" x 15-1/8"  
MRID0711 TP19  
*Meeting Room ID with Insert Holder*



10" x 5"  
HR1005 TP19  
*Large Room Identification with Hours*



9" x 6"  
AG0906 TP19  
*All Gender Restroom Identification w/ symbol*



8-1/2" x 3"  
AG0903 TP19  
*All Gender Restroom Identification*

#### PLEASE NOTE:

State and local codes may require your Restroom Signs to include certain text and symbols specific to your area.

If code-related signs are needed for your project, we will quote them in place of the brand standard signs.

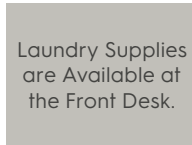
### INFORMATIONAL SIGNAGE



8" x 6"  
MAX0806 TP19  
*Maximum Occupancy*



8" x 6"  
SFB0806 TP19  
*Smoke Free Building*



Complimentary Laundry Supplies are Available at the Front Desk.

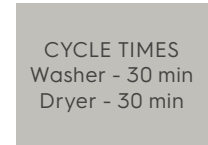
8" x 6"  
INF0806 TP19  
*Informationals*



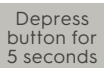
Telephone for Emergency Use Only Dial "0"



Doors are Locked. Please use Key Card for Entry.



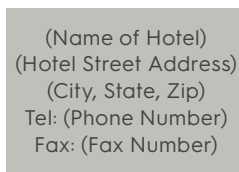
TDD Available Upon Request at the Front Desk



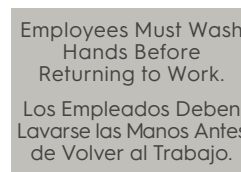
3" x 2"  
KC0302 TP19  
*Small Key Card Informational*



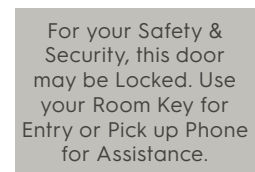
18" x 18"  
TM 1818 TP19  
*Towne Map*



10" x 7"  
INF1007 TP19  
*Informationals*



12-11/16" x 7-3/16"  
TRA 1307 TP19  
*Breakfast Cart Trash*



12-11/16" x 7-3/16"  
TRA 1307 TP19  
*Breakfast Cart Trash*

FORMERLY GRAPHICSystems

**IDENTITY GROUP**

# Interior Signage Specifications

## TownePlace Suites

### INFORMATIONAL SIGNAGE *cont.*

Towels Recycle Headphones Wipes Waste

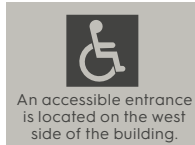
5" x 1-1/2"  
INF0502 TP19  
*Informational*



8" x 6"  
ACC0806 TP19  
*Accessible Entrance Informational & Directional*



Accessible Entrance



An accessible entrance is located on the west side of the building.

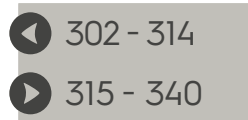
— *in a* —  
**PINCH**

17-7/16" x 7-3/8"  
IP1707 TP19  
*Large "In a Pinch" Cut Out Acrylic Logo*

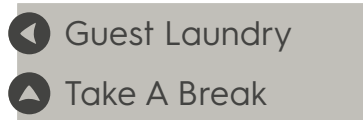
**ON**  
— *us* —

9-9/32" x 8-1/4"  
OU0908 TP19  
*"On Us" Cut Out Acrylic Logo*

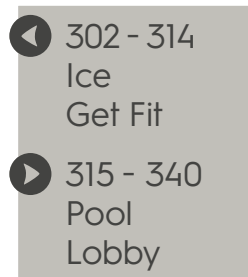
### DIRECTIONAL SIGNAGE



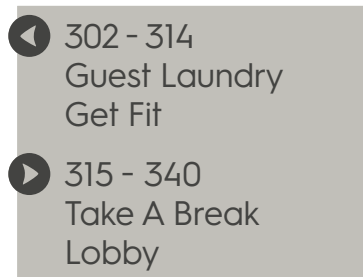
10" x 5"  
DIR1005 TP19  
*1-2 Line Directional, Narrow*



15" x 5"  
DIR1505 TP19  
*1-2 Line Directional*



10" x 11-1/2"  
DIR1012 TP19  
*3-6 Line Directional, Narrow*



15" x 11-1/2"  
DIR1512 TP19  
*3-6 Line Directional*

### PLEASE NOTE:

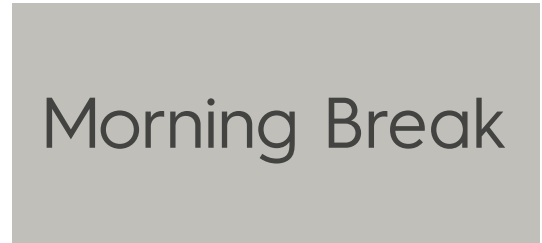
Additional sizes of directional signs are available as needed.



10" x 8"  
GU 1008 TP19  
*Grill Use Informational*



11" x 11"  
CB 1111 TP19  
*Breakfast Hours*



22" x 10"  
INF 2210 TP19  
*Morning Break Soffit Sign*

— *in a* —  
**PINCH**

12" x 5-1/16"  
IP1205 TP19  
*Small "In a Pinch" Cut Out Acrylic Logo*



6" x 3"  
LF0603 TP19  
*Local Flavors*

### PROJECTION MOUNTED SIGNAGE



20-3/8" x 6"  
PRJ2006 TP19  
*Projection Mounted Informational, Double Sided*



17-7/8" x 12-1/2"  
PRJ1813 TP19  
*Projection Mounted Informational with Symbol, Double Sided*

FORMERLY GRAPHICSSYSTEMS

**IDENTITY GROUP**

# Interior Signage Specifications

## TownePlace Suites

### ELEVATOR SIGNAGE



2-3/4" x 3-1/2"  
ELJ0304 TP19  
Elevator Door Jamb ID

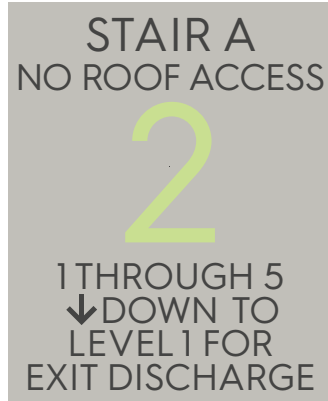
A Copy of the Elevator Inspection Permit is Located in the General Manager's Office

8" x 6"  
EL0806 TP19  
Elevator Inspection Permit



11-3/4" x 14"  
FEP1214 TP19  
Elevator Evacuation Plan

### INTERIOR STAIRWELL SIGNAGE



14-1/2" x 18"  
STR1518 TP19  
Stairwell Information



8-1/2" x 3"  
STR0903 TP19  
Stairwell Identification

### FIRE PIT SIGNAGE



6" x 4"  
PIT 0604 TPS  
Fire Pit Inform.



6" x 4"  
PIT 0604B TPS  
Fire Pit Inform.

### PARKING SIGNAGE



15" x 15"  
PLW1515 TP19  
Parking Warning



12" x 18"  
PLW1218 TP19  
Guest Registration Parking

### FITNESS CENTER SIGNAGE



23-7/8" x 23-7/8"  
EXR2424 TP19  
Get Fit Rules

### ADDRESS NUMBERS



6" Tall Numbers  
ADDXX06 TP19  
Exterior Address Numbers

WARNING: THIS FACILITY IS UNATTENDED AND IS NOT CONTINUOUSLY MONITORED. THIS FACILITY IS PROVIDED TO OUR GUESTS AS AN AMENITY AND SHOULD NOT BE CONSIDERED A FULL-SERVICE FITNESS FACILITY.

GUESTS SHOULD ONLY USE THIS FACILITY AFTER THEY HAVE CONSULTED A PHYSICIAN TO DETERMINE IF THE USE OF THE EQUIPMENT IN THIS FACILITY IS APPROPRIATE.

AN AUTOMATED EXTERNAL DEFIBRILLATOR HAS BEEN PROVIDED, IN CASE OF AN EMERGENCY.

AS WITH ANY MEDICAL EMERGENCY, 9-1-1 SHOULD BE NOTIFIED PRIOR TO THE RENDERING OF ANY FIRST AID ASSISTANCE.

20-7/8" x 20-7/8"  
AED W1 TP19  
Automated External Difibrillator For Unattended Fitness Center

WARNING: THIS FACILITY IS ATTENDED ONLY DURING THE HOURS OF [\_\_\_\_]. THIS FACILITY IS NOT ATTENDED AT TIMES OUTSIDE OF THESE HOURS. THIS FACILITY IS PROVIDED TO OUR GUESTS AS AN AMENITY AND SHOULD NOT BE CONSIDERED A FULL-SERVICE FITNESS FACILITY.

GUESTS SHOULD ONLY USE THIS FACILITY AFTER THEY HAVE CONSULTED A PHYSICIAN TO DETERMINE IF THE USE OF THE EQUIPMENT IN THIS FACILITY IS APPROPRIATE.

AN AUTOMATED EXTERNAL DEFIBRILLATOR HAS BEEN PROVIDED, IN CASE OF AN EMERGENCY.

AS WITH ANY MEDICAL EMERGENCY, 9-1-1 SHOULD BE NOTIFIED PRIOR TO THE RENDERING OF ANY FIRST AID ASSISTANCE.

20-7/8" x 20-7/8"  
AED W1 TP19  
Automated External Difibrillator For Attended Fitness Center



60" x 10"  
CL6010 TP19  
Clearance

FORMERLY GRAPHICSystems



# Interior Signage Specifications

## TownePlace Suites

### POOL AREA SIGNAGE



15" x 15"  
ND1515 TP19  
*No Diving / Shallow Water*

**TOWNEPLACE SUITES**  
BY MARRIOTT

10" x 7"  
PS1007-BKR TP19  
*TownePlace Suites Logo*



10" x 10"  
NP1010 TP19  
*No Playing Decal - Large*

### POOL AREA USE

For your safety, it is required that you observe the following:

- Registered guests only.
  - All children under 14 must be with an adult.
  - Running and horseplay are prohibited.
  - Appropriate swim wear required.
  - Diving strictly prohibited.
  - Shirts and shoes required in the hotel lobby.
  - Glassware is not permitted within the pool area.
  - Only flexible swim-aids are permitted.
  - Be aware of depth markings at all times.
  - Report any unsafe conditions or violations to the management immediately.
  - Individuals assume the risk for any injuries sustained while using pool facilities.
  - Always practice water safety and courtesy.
  - Shower before entering pool.
  - Children who are not toilet trained must wear swim diapers with rubber pants over them.
- Thank you for your attention and cooperation.

23-3/4" x 23-3/4"  
PR2424 TP19  
*Pool Area Use Informational*

### PLEASE NOTE:

State and local codes may require your pool and spa area signage to have certain text, layouts and copy sizes specific to your area.

If code-related signs are needed for your project, we will quote them in place of the brand standard signs.

### MOUTH-TO-MOUTH RESUSCITATION

- A - AIRWAY
1. Clear the mouth.
  2. Push or pull jaw into a jutting out position.



- B - BREATHING
3. Pinch nose SHUT.
  4. Cover victim's mouth with your mouth. BLOW until chest rises- for BABIES, cover mouth and nose.
  5. Remove your mouth. Listen for return air. Repeat 12 to 15 times per minute.



CAUTION: If a neck injury sign appears, move the lower jaw forward without tilting the head to open the airway. Rest your elbow on the surface which the victim is lying. Move the lower jaw forward with both hands, one on each side.

19" x 19"  
MM1919 TP19  
*Mouth-to-Mouth Resuscitation*

**NO PLAYING OR JUMPING ALLOWED**

8" x 4-1/2"  
NP0805 TP19  
*No Playing Decal - Small*

**SPA TIMER SWITCH**  
Turn dial to operate  
10 minute maximum

6" x 3"  
ST0603 TP19  
*Spa Timer Switch*

**EMERGENCY SHUTOFF SWITCH**

6" x 3"  
EES0603 TP19  
*Emergency Shutoff Switch*

### WHIRLPOOL SPA USE

For your safety, it is required that you observe the following:

- Registered guests only.
- Individuals utilizing this facility do so at their own risk.
- WARNING - No consumption of alcoholic beverages or food is permitted in pool area.
- It is highly recommended that the following individuals not use the whirlpool spa:
  - a) persons with present or prior heart disease, high blood pressure, or any chronic health problems.
  - b) persons under the influence of alcohol, stimulants or depressants.
  - c) pregnant women.
  - d) elderly persons.
  - e) children under the age of 10.
  - f) unsupervised children under the age of 15.
- Should you need any assistance, please contact management.
- WARNING: Chemical and PH levels are in accordance with local codes and measured regularly.
- However, high heat and chemical in this spa may cause fading and/or damage to certain fabrics.
- Always practice water safety and courtesy to others.
- Report any unsafe conditions to the management.
- All persons shall bathe with warm water and soap before entering spa.
- Any persons known or suspected of having a communicable disease shall not use the spa.
- Spitting or blowing the nose in the spa is prohibited.
- Do not use alone.
- Observe a reasonable time limit, (preferably not longer than 15 minutes), then shower, cool down and if you wish, return for another brief stay. Long exposures may result in nausea, dizziness or fainting.
- Food and glass objects are not permitted in spa area.
- Maximum temperature 104° Fahrenheit.

MAXIMUM BATHING LOAD

6

Thank you for your attention and cooperation.

36" x 29"  
WR3629 TP19  
*Whirlpool Spa Use Informational*

**NO DIVING**

32" x 6"  
ND3608 TP19  
*No Diving - Large*

### POOL LIFT

WARNING to avoid injury

- Do not permit children to play on this product.
- Make sure the area around the lift is clear before operating.
- Never operate the lift with any person within the operating range of the lift either on the deck or in the water.
- Never move the lift down while over the deck.

User shall assume all risks and responsibilities for safety and proper use while using the lift. Hotel is not responsible for any injuries or damages suffered due to the use of the lift, including any improper methods used to exit or enter the lift chair.

Report any unsafe conditions or violations to the management immediately.

14" x 14"  
PL1414 TP19  
*Pool Lift Information*

### WHIRLPOOL LIFT

WARNING to avoid injury

- Do not permit children to play on this product.
- Make sure the area around the lift is clear before operating.
- Never operate the lift with any person within the operating range of the lift either on the deck or in the water.
- Never move the lift down while over the deck.

User shall assume all risks and responsibilities for safety and proper use while using the lift. Hotel is not responsible for any injuries or damages suffered due to the use of the lift, including any improper methods used to exit or enter the lift chair.

Report any unsafe conditions or violations to the management immediately.

14" x 14"  
SL1414 TP19  
*Spa Lift Information*

**NO LIFEGUARD ON DUTY**

36" x 15"  
NL3615 TP19  
*No Lifeguard on Duty*

FORMERLY GRAPHICSSYSTEMS

**IDENTITY GROUP**