

Interior Signage Package

Westin Hotels
& Resorts



CONTACT

Kerri Vogel
316.267.4171 x241
316.267.6883 FAX
kerri.vogel@identitygroup.com



**IDENTITY GROUP IS AN
APPROVED SIGNAGE SUPPLIER**

NO FEE* PROJECT SERVICES

- Estimating
- Planning - Wayfinding
- Project Management
- Evacuation Map Development
- * Requires minimum project values

DESIGN SERVICES AVAILABLE

COLORS / MATERIALS



Sign Materials:

Metal Laminate applied to 1/4" Acrylic Backers,
Backpainted 3/16" P95 Frosted Acrylic Faces

Font: Graphik Starwood Regular

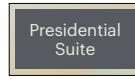
Note: .080 Aluminum Wall Plates
& Hardware For Installation
Are Available Upon Request.

Rev. 1-30-19

GUEST ROOM SIGNAGE



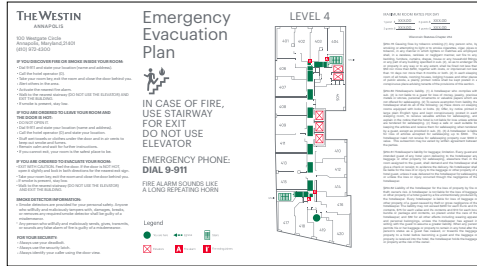
5-1/2" x 5-1/2"
GRN0606 WES
Guest Room Number



5-1/2" x 3"
GRA0603 WES
Guest Room Descriptors
(Installed Below Room Number as needed)



5-1/2" x 4"
GRA0604 WES
Guest Room Descriptor
(Installed Below
Room Number as needed)

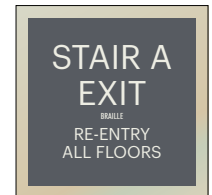


20" x 11"
FEP2011 WES
Guest Room Emergency Evacuation Plan
with Lodging Laws

IDENTIFICATION SIGNAGE



8" x 8"
ID0808 WES
Room Identification
(Copy varies as needed)



8" x 8"
STRO808 WES
Stair ID with
Re-entry Information



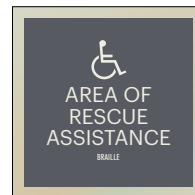
10" x 10"
ID1010 WES
Restroom Identification



NOTE: Additional Combinations of Copy/Symbol Layouts are available as needed.



10" x 10"
ID1010 WES
Room ID with Hours Information



8" x 8"
AOR0808 WES
Area of Rescue ID

FORMERLY GRAPHICSystems



Interior Signage Package

Westin Hotels
& Resorts

DIRECTIONAL / DIRECTORY SIGNAGE



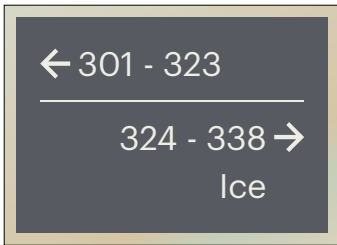
16" x 7"
DIR1607 WES
1-2 Line Directional (Public Space)



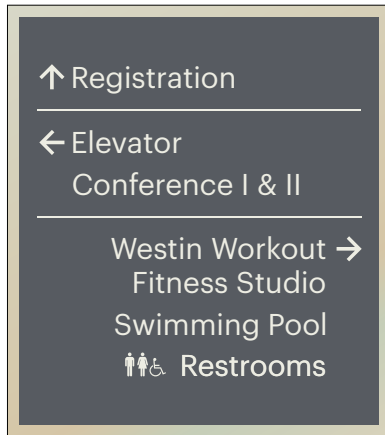
16" x 10"
DIR1610 WES
3-4 Line Directional (Public Space)



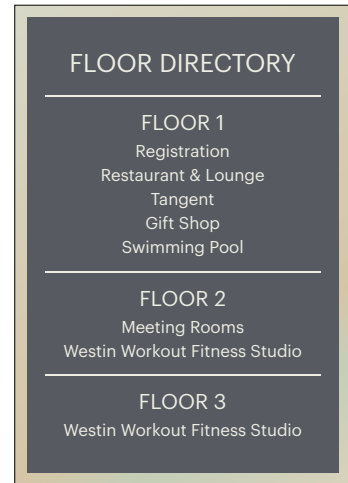
16" x 14"
DIR1614 WES
5-6 Line Directional (Public Space)



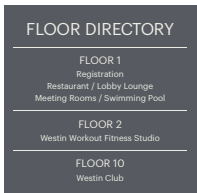
14" x 10"
DIR1410 WES
Directional for Guest Room Floors



16" x 18"
DIR1618 WES
7-8 Line Directional (Public Space)

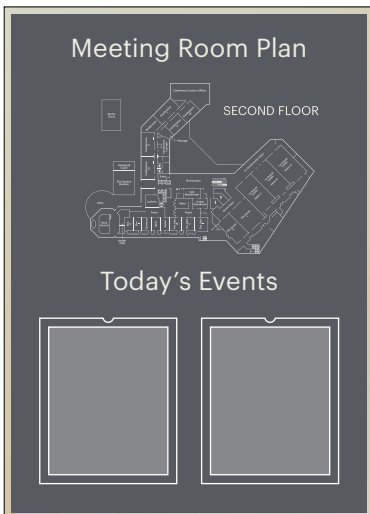


14" x 20"
DRY1420 WES
Directory



8" x 8"
DRY0808 WES
Directory (located inside elevator cab)

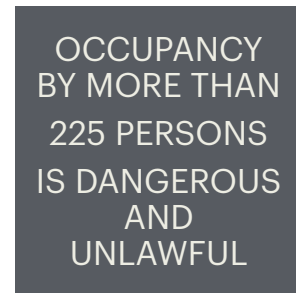
MEETING / CONFERENCE ROOM SIGNAGE



26" x 36"
MTG2636 WES
Events Board with Map and Paper Insert Holders



16" x 16"
MTG1616 WES
Meeting Room Identification with Paper Insert Holder



12" x 12"
MAX1212 WES
Maximum Occupancy Information

FORMERLY GRAPHICSSYSTEMS

IDENTITY
GROUP

Interior Signage Package

Westin Hotels
& Resorts

MEETING / CONFERENCE ROOM SIGNAGE *cont.*


GRAND BALLROOM

4" Tall Letters
COM04 WES
Cut Out Metal Letters
(Copy varies as needed)



20" x 8-3/4"
POD2009 WES
Metal Podium Plaque
(Logo is property specific.
Size may vary per podium/logo)


WESTIN CLUB SIGNAGE



13" x 24"
CLUB1324L WES
Westin Club ID sign
for LEFT side of door

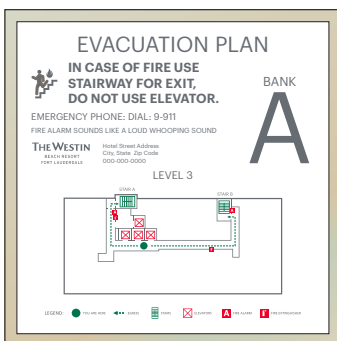


13" x 24"
CLUB1324R WES
Westin Club ID sign
for RIGHT side of door

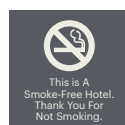


14" x 12"
CLUB1412 WES
Westin Club Info / Directional

ELEVATOR / STAIR SIGNAGE



14" x 14"
FEP1414 WES
Emergency Evacuation Plan
located at Elevator Banks



5" x 5"
NS0505 WES
No Smoking (located
inside elevator cab)



14-1/2" x 18"
STR1518 WES
Interior Stairwell / Discharge Information



8-1/2" x 3"
STR0903 WES
Interior Stairwell
Level Identification

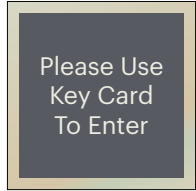
FORMERLY GRAPHICSSYSTEMS

**IDENTITY
GROUP**

Interior Signage Package

Westin Hotels
& Resorts

INFORMATIONAL SIGNAGE



8" x 8"
IN0808 WES
Small Informational



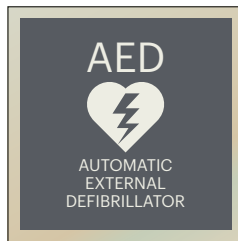
8" x 8"
IN0808 WES
Small Informational with Symbol



10" x 10"
OWN1010 WES
Owner/Operator Information



10" x 10"
IN1010 WES
Medium Informational with Symbol



12" x 12"
SPG1212 WES
Starwood Preferred Guest

BACK OF HOUSE SIGNAGE

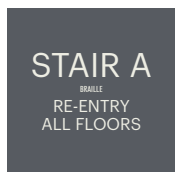


7" x 7"
ID0707 WES
Back of House Room Identification
(Copy varies as needed)



9" x 9"
ID0909 WES
Back of House Restroom Identification

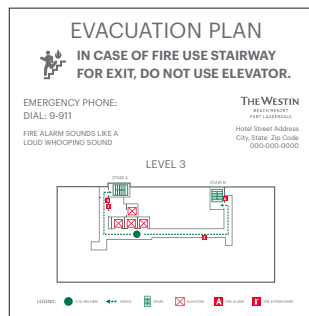
NOTE: Additional Combinations of Copy/Symbol Layouts are available as needed.



7" x 7"
STR0707 WES
Back of House Stair ID w/
Re-entry Information



9" x 9"
AED0909 WES
Back of House
AED Informational



13" x 13"
FEP1313 WES
Back of House
Emergency Evacuation Plan
located at Elevator Banks

FORMERLY GRAPHICSSYSTEMS

**IDENTITY
GROUP**

Interior Signage Package

Westin Hotels
& Resorts

WESTIN HOTELS & RESORTS

LOGO SIGNAGE

WESTIN

5" x 1-1/16"
PSV0501 WES
Vinyl Distraction Graphic
for Glass Doors & Windows
(Size & Quantity Varies as needed)

38" x 12"
LOG3812 WES
Cut Out Metal Lobby Logo (Size as varies as needed)

POOL AREA SIGNAGE

POOL RULES

The following rules are for your safety and convenience:

All persons using the pool do so at their own risk. The hotel accepts no liability for any injury, death or loss associated with the use of the pool.

Do not use while impaired by alcohol or drugs.

Appropriate swimwear must be worn in the pool.

Children wearing diapers shall wear rubber pants or "swim diapers" while in the pool.

Only flotation devices provided by the hotel, except small swimming aids, are permitted in the pool.

Horseplay in and around the pool area is not permitted.

Pets are not permitted in the pool area.

No glass in pool or on pool deck.

Children under 16 must be accompanied by an adult.

Running is not permitted in the pool area.

NO LIFEGUARD ON DUTY

NO DIVING



Pool Hours: 7:00 am to 10:00 pm

In case of emergency,
use phone marked EMERGENCY.

20" x 30"
POL2030 WES
Pool Rules

CHILDREN'S POOL RULES

Notice:
Parents or others in charge of children

All persons using the pool do so at their own risk. The hotel accepts no liability for any injury, death or loss associated with the use of the pool.

The following rules are for your safety and convenience:

Children in or near the pool must be accompanied and supervised by an adult at all times.

Only flotation devices provided by the hotel, except small swimming aids, are permitted in the pool.

Children wearing diapers shall wear rubber pants or "swim diapers" while in the pool.

Running is not permitted in the pool area.

No glass in pool or on pool deck.

Pets are not permitted in the pool area.

Horseplay in and around the pool area is not permitted.

NO LIFEGUARD ON DUTY

NO DIVING



Pool Hours: 7:00 am to 10:00 pm

In case of emergency,
use phone marked EMERGENCY.

20" x 30"
CPL2030 WES
Children's Pool Rules

WHIRLPOOL RULES

The following rules are for your safety and convenience:

Enter the whirlpool at railings and steps.

Pregnant persons and those that are not medically fit should not enter the whirlpool.

Children under 16 must be accompanied by an adult.

Do not use while impaired by alcohol or drugs.

Pets are not permitted in the whirlpool area.

Running is not permitted in the whirlpool area.

Appropriate swimwear must be worn in the whirlpool.

No glass containers allowed in the whirlpool area.

Observe a reasonable time limit. A maximum of 10 minutes is recommended.

Long exposures may result in nausea, dizziness or fainting.

All persons using the whirlpool do so at their own risk.

The hotel accepts no liability for the injury, death or any loss associated with the use of the whirlpool.

CAUTION

FLOORS MAY BE SLIPPERY WHEN WET

NO LIFEGUARD ON DUTY

NO DIVING




Whirlpool Hours: 7:00 am to 10:00 pm

In case of emergency,
use phone marked EMERGENCY.

20" x 30"
SPA2030 WES
Whirlpool Rules



14" x 14"
ND1414 WES
No Diving



10" x 10"
AED1010 WES
AED Information



7" x 6"
EP0706 WES
Emergency Phone

FORMERLY GRAPHICSSYSTEMS

IDENTITY GROUP

Interior Signage Package

Westin Hotels
& Resorts

PLEASE NOTE:

State and local codes may require your pool and spa area signage to have certain text, layouts and copy sizes specific to your area.

If code-related signs are needed for your project, we will quote them in place of the brand standard signs.

POOL AREA SIGNAGE cont.

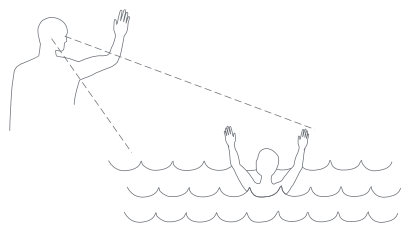
WARNING:

No Lifeguard on Duty

40" x 25"
NLG4025 WES
No Lifeguard on Duty

WARNING

PREVENT DROWNING



WATCH CHILDREN AT ALL TIMES

20" x 25"
PD2025 WES
Prevent Drowning

WESTIN WORKOUT / FITNESS SIGNAGE

WESTIN *WORKOUT*
FITNESS STUDIO

BRALLE

Please Use Key Card To Enter
24 Hour Access

14" x 12"
FIT1412 WES
Fitness Studio ID

FITNESS STUDIO RULES

The following rules are for your safety and convenience:

Consult your physician before exercising and follow his or her advice.
Improper use of this equipment can result in injury. Use the equipment only for its intended purpose.
Children under 14 years old must be accompanied by an adult at all times.
All persons using the Fitness Studio area do so at their own risk.
The hotel accepts no liability for injury, death or any loss associated with the use of the Fitness Studio facilities.
Do not exercise while impaired by alcohol or drugs.
No eating or horseplay is permitted.
Pets are not permitted in the Fitness Studio area.
No glass containers allowed in the Fitness Studio area.
Appropriate fitness attire must be worn.
Please wipe off equipment after you have used it.

Fitness Studio Hours: 24 Hours

In case of emergency, use phone marked EMERGENCY

10" x 14"
FIT1014 WES
Fitness Studio Rules

GUIDELINES FOR SAFE EXERCISE

Recommendations & Guidelines

Your exercise program can be safe and effective if you read and adhere to the following recommendations and guidelines:

Consult with your doctor and obtain proper instruction. This is especially important for persons over 35 years old.

If medical history suggests that you should only exercise under supervised conditions, check first to see that the Fitness Studio is staffed. If supervision is not available, you should not use the facility. If supervision is available, stay within the safe exercise guidelines established by your physician.

If during your exercise routine you have any discomfort or dizziness, stop your exercise program immediately and notify a hotel staff member. Consult with your doctor before resuming any exercise program again.

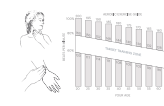
Do not start your exercise program. Make sure you work out at a comfortable pace and don't cause stress or over exertion.

Wear appropriate exercise attire.

Exercise Workout Guidelines

Your program should consist of 4 basic components:

- 1. Warm-Up**
This is a period of 5-10 minutes spent warming up the cardiovascular and muscular systems. First a series of slow stretches should be done followed by the most aerobic exercise: bicycling, walking/jogging, or rowing.
Do all stretches slowly. Concentrate on keeping your muscles relaxed without strain or tension.
Do not force the stretching movement. It should not hurt.
Do not perform any movements in a bouncing manner.
- 2. Aerobic/Cardiovascular Conditioning**
This exercises the heart and the circulatory system.
This should last 15-20 minutes where you maintain your heart rate in a range of 60%-85% of your maximum capacity (see chart to right). Recommended activities are swimming, bicycling, rowing or walking/jogging.
- 3. Muscular Conditioning**
This tone exercises the different muscles of the body. These exercises are performed on the multi-station or individual station exercise machines.
Be sure you are totally relaxed with the exercise equipment before you use it. Check with the posted equipment instructions.
Perform all movements in a moderate and steady manner.
Perform each movement 8-15 repetitions.
Do not use a heavy weight. Never strain while performing a movement.
Breathe normally through the mouth while exercising. Never hold your breath.
- 4. Cool Down**
This is a period of approximately 5-10 minutes when low level activity and slow stretching are utilized to give the body the chance to recover from the more vigorous exercise performed during the conditioning parts of the program.



17" x 22"
EXR1722 WES
Safe Exercise

PLEASE LIMIT
USE OF
EQUIPMENT
TO
30 MINUTES

8-1/2" x 11"
FIT0911 WES
Time Limit for
Equipment Use

FORMERLY GRAPHICSSYSTEMS

IDENTITY GROUP

Interior Signage Package

Westin Hotels
& Resorts

POOL AREA SIGNAGE cont.



11" x 8-1/2"
FRR1109 WES
Fitness Studio Restroom ID

NOTE: Additional Combinations of Copy/Symbol Layouts are available as needed.

SAUNA RULES
The following rules are for your safety and convenience:
Pregnant persons and those that are not medically fit should not use the sauna.
Do not use while impaired by alcohol or drugs.
Observe reasonable time limit: 10 minutes or until perspiration begins is recommended.
Wear a towel loosely in the sauna.
Pets are not permitted in the sauna area.
Use by anyone under 16 is prohibited.

CAUTION
In case of emergency, use phone marked EMERGENCY

Sauna Rules

STEAM ROOM RULES
The following rules are for your safety and convenience:
Pregnant persons and those that are not medically fit should not use the steam room.
Do not use while impaired by alcohol or drugs.
Observe reasonable time limit: 3 - 10 minutes is recommended.
Wear a towel loosely in the steam room.
Dress when completely dry and perspiration stops or chilling may occur.
Pets are not permitted in the steam room area.
Use by anyone under 16 is prohibited.

CAUTION
In case of emergency, use phone marked EMERGENCY

Steam Room Rules

LOCKER ROOM RULES
The following rules are for your safety and convenience:
The hotel is not liable for any loss associated with the use of the locker room, e.g., articles of clothing, valuables, etc. Store all valuables in your guest room safe or in hotel safe deposit box.
Do not leave any items in the lockers overnight.
Do not leave valuables in locker.
Take locker key with you.

CAUTION:
Shower floors may be slippery when wet.

In case of emergency, use phone marked EMERGENCY

Locker Room Rules

LOCKER INSTRUCTIONS

TO LOCK
Press the "C" key
Enter any four digit code of your choice
Press the key symbol to lock
The red "LED" will flash when locked

TO UNLOCK
Press the "C" key
Enter the four digit code you locked it with
Press the key symbol to unlock

Locker Instructions

TELEVISION INSTRUCTIONS

TO BEGIN USING THE VIDEO MONITOR FOLLOW THESE SIMPLE STEPS

1. Insert your headphones into the receiver jack mounted to the cardiovascular equipment.
2. Use the channel selector (up/down arrows) to select the television station you would like to view.
3. Adjust the volume with the volume buttons.

Television Instructions

8-1/2" x 11"
WW0911 WES
Westin Workout Informationals

WESTIN WORKOUT FITNESS STUDIO

48" x 48" (approx.)
PSV4848 WES
Vinyl Graphics for Fitness Studio Glass Door
NOTE: Size may vary based on size/configuration of doors

PLEASE NOTE:

Based upon the needs of your specific hotel, additional sign types may be required.

Please contact us if you need signs for additional amenities that are not addressed in this brief brochure.

FORMERLY GRAPHICSSYSTEMS

**IDENTITY
GROUP**