

Interior Signage Specifications

TownePlace Suites

TOWNEPLACE SUITES®

MARRIOTT

CONTACT

Kerri Vogel
 316.267.4171 x241
 316.267.6883 FAX
 kerri.vogel@identitygroup.com

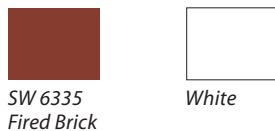
IDENTITY GROUP IS AN APPROVED SIGNAGE SUPPLIER

NO FEE* PROJECT SERVICES

- Estimating
 - Planning - Wayfinding
 - Project Management
 - Evacuation Map Development
- * Requires minimum project values

DESIGN SERVICES AVAILABLE

COLORS / MATERIALS



Sign Materials: Painted Acrylic and Photopolymer

Font: Hurme Geometric Sans 3, Regular & Bold

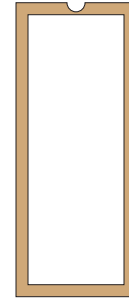
GUEST ROOM SIGNAGE



4" x 3-3/8"
 GRN0403 TP16
 Guest Room Number
 Standard for New Builds &
 Option for Renovations



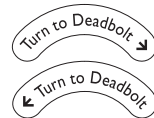
5" x 12-1/4"
 FEP0512 TP16
 Guest Room
 Fire Evacuation Plan



5" x 12-1/4"
 LAW0512 TP16
 Guest Room
 Law/Rate Card Holder



4-3/8" x 11-3/4"
 LAW0512 INSERT TP16
 Guest Room Law/Rate Card
 Paper Insert



3" x 5/8"
 DBV31 TP16
 Deadbolt Decal



6" x 3"
 WLD63 TP16
 Warning Decal



3" x 3"
 HI33 TP16
 Hearing Impaired

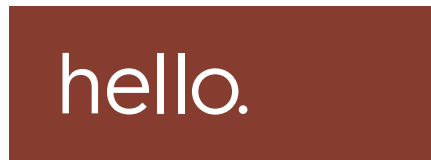


3" x 3"
 AC33 TP16
 Accessible

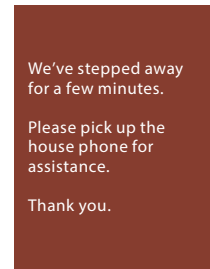


3" diameter
 SHP33/SHV33
 Sprinkler Warning
 Lexan™ or Decal
 available


FRONT DESK SIGNAGE



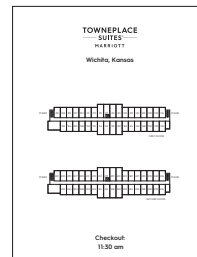
17-7/8" x 6-3/8" x 4-5/8"
 HELLO1806 TP16
 Front Desk Illuminated Hello Corner Sign



8-1/2" x 11"
 INF0911 TP16
 Front Desk Informational, Bent Sign



9-3/4" x 11-5/8"
 FDM1012 TP16
 Holder for 8-1/2" x 11"
 Front Desk Map Insert



8-1/2" x 11"
 FDM0911 TP16
 Front Desk Map Insert on Disk



7" x 9"
 IOO0709 TP16
 Owner/Operator Board



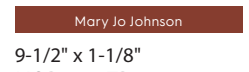
8" x 2-1/2"
 INF 0803 TP16
 Informational



8" x 6"
 DBC0806 TP16
 Front Desk Informational, Bent Sign



10" x 3"
 MOD1003 TP16
 Manager on Duty Board



9-1/2" x 1-1/8"
 MOD1001 TP16
 Manager on Duty Name Insert

Interior Signage Specifications

TownePlace Suites

IN A PINCH SIGNAGE

IN A PINCH
BRaille

6" x 3"
IDB0603 TP16
In a Pinch Identification

Local Flavors

6" x 3"
INF0603 TP16
Local Flavors for In a Pinch Display Case

Morning Break


22" x 10"
INF 2210 TP16
*Morning Break Soffit Sign
(Gen 1 & Gen 2 only)*

In a Pinch

21" x 12"
ST2112 TP16
*In a Pinch Soffit Sign, Standard
Optional Size Available - 18" x 12"; Custom Sizes Available*

On Us

21" x 12"
ST2112 TP16
*On Us Soffit Sign, Standard
Optional Size Available - 18" x 12"; Custom Sizes Available*

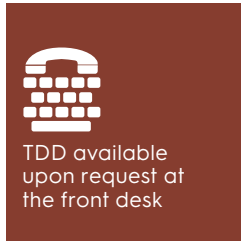


9-3/4" x 11-5/8"
HOL1012 TP16
*Holder for 8-1/2" x 11" Insert for
In a Pinch Market Price List*

IDENTIFICATION SIGNAGE

GUEST
LAUNDRY
BRaille

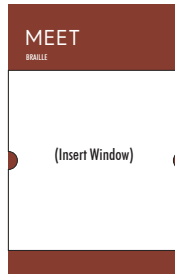
6" x 3"
IDA0603 TP16
Room Identification



10" x 10"
TDD1010 TP16
Informational with Symbol

ADMINISTRATION
OFFICE
BRaille

8" x 3"
ID0803 TP16
*Identification for
Longer Copy Lines*



7-1/4" x 11-1/4"
MRID0711 TP16
*Meeting Room ID
with Insert Holder*



6-7/8" x 8-7/8"
RR0709 TP16
*Restroom or Lockers
Identification*



6-7/8" x 8-7/8"
AG0709 TP16
*All Gender Restroom
Identification*

GET FIT
BRaille
Open 24 hours

10" x 5"
HR1005 TP16
*Large Room Identification
with Hours*

COMPLIMENTARY
BREAKFAST
BRaille

Hours of Operation:
Mon. - Fri. 6:30 AM to 10:30 AM
Sat. - Sun. 7:00 AM to 11:00 AM

10" x 8"
HR1008 TP16
*Extra Large Room Identification
with Hours*

PLEASE NOTE:

State and local codes may require your Restroom Signs to include certain text and symbols specific to your area. If code-related signs are needed for your project, we will quote them in place of the brand standard signs.

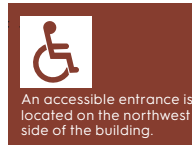
INFORMATIONAL SIGNAGE

TowneMap®

18" x 18"
TM 1818 TP16
Towne Map



8" x 6"
ACC0806 TP16
*Accessible Entrance and
Area of Rescue Assistance Informationals*



3" x 2"
KC0302 TP16
Guest Room Key Card Informationals



12-11/16" x 7-3/16"
TRA 1307 TP16
Breakfast Cart Trash

FORMERLY GRAPHICSSYSTEMS

IDENTITY
GROUP

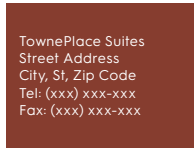
Interior Signage Specifications

TownePlace Suites

INFORMATIONAL SIGNAGE *cont.*



8" x 5"
SFB0805 TP16
Smoke Free Building



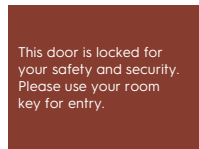
8" x 6"
PI0806 TP16
Property Informational



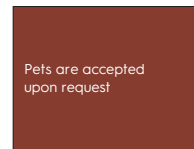
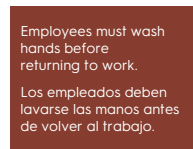
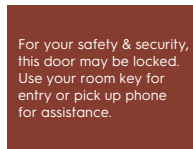
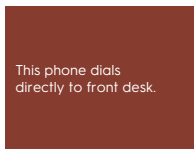
8" x 6"
MO0806 TP16
Maximum Occupancy



10" x 8"
CT1008 TP16
Guest Laundry Informationals

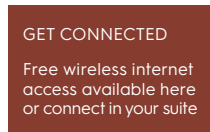


8" x 6"
INF0806 TP16
Informationals



10" x 8"
GU 1008 TP16
Grill Use Informational

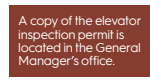
INTERNET DESK SIGNAGE



8-1/2" x 5-1/2"
INF0906 TP16
Get Connected Informational, Bent Stand



ELEVATOR SIGNAGE



6" x 3"
EIP0603 TP16
Elevator Inspection Permit Informational



2-3/4" x 3-1/2"
ELJ0304 TP16
Elevator Door Jamb Floor Identification

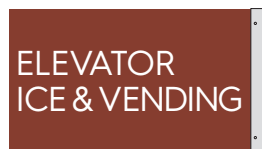


7" x 9"
FEP0709A/B TP16
Elevator Evacuation Plan

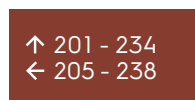


7" x 9"
FEP0709C/D TP16
Elevator Evacuation Plan with Elevator Designation

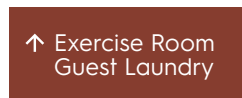
PROJECTION MOUNTED INFORMATIONAL SIGNAGE



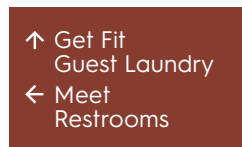
10-1/2" x 6"
PRJ1006 TP16
Projection Mounted Informational, Double Sided



8" x 4"
DIR0804 TP16
1-2 Line Directional, Small



10" x 4"
DIR1004 TP16
1-2 Line Directional

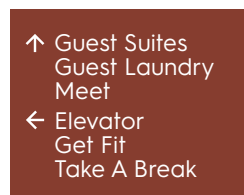


10" x 6"
DIR1006 TP16
3-4 Line Directional

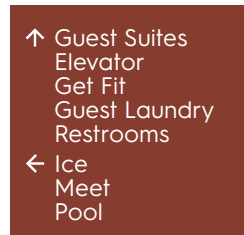


10-1/2" x 10"
PRJ1010 TP16
Projection Mounted Informational with Symbol, Double Sided

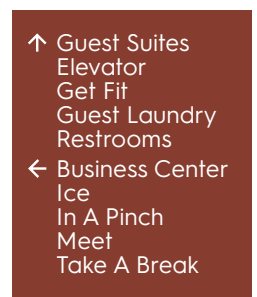
DIRECTIONAL SIGNAGE



10" x 8"
DIR1008 TP16
5-6 Line Directional



10" x 10"
DIR1010 TP16
7-8 Line Directional



10" x 12"
DIR1012 TP16
9-10 Line Directional

10" x 14"
DIR1014 TP16 (not shown)
11-12 Line Directional

FORMERLY GRAPHICSSYSTEMS

IDENTITY GROUP

Interior Signage Specifications

TownePlace Suites

INTERIOR STAIRWELL SIGNAGE

EXERCISE ROOM AND POOL AREA SIGNAGE

WARNING: THIS FACILITY IS UNATTENDED AND IS NOT CONTINUOUSLY MONITORED. THIS FACILITY IS PROVIDED TO OUR GUESTS AS AN AMENITY AND SHOULD NOT BE CONSIDERED A FULL-SERVICE FITNESS FACILITY.

GUESTS SHOULD ONLY USE THIS FACILITY AFTER THEY HAVE CONSULTED A PHYSICIAN TO DETERMINE IF THE USE OF THE EQUIPMENT IN THIS FACILITY IS APPROPRIATE.

AN AUTOMATED EXTERNAL DEFIBRILLATOR HAS BEEN PROVIDED, IN CASE OF AN EMERGENCY.

AS WITH ANY MEDICAL EMERGENCY, 9-1-1 SHOULD BE NOTIFIED PRIOR TO THE RENDERING OF ANY FIRST AID ASSISTANCE.

10" x 10"
AED W1 TPS
*Automated External
Defibrillator For Unattended
Fitness Center*

WARNING: THIS FACILITY IS ATTENDED ONLY DURING THE HOURS OF _____. THIS FACILITY IS NOT ATTENDED AT TIMES OUTSIDE OF THESE HOURS. THIS FACILITY IS PROVIDED TO OUR GUESTS AS AN AMENITY AND SHOULD NOT BE CONSIDERED A FULL-SERVICE FITNESS FACILITY.

GUESTS SHOULD ONLY USE THIS FACILITY AFTER THEY HAVE CONSULTED A PHYSICIAN TO DETERMINE IF THE USE OF THE EQUIPMENT IN THIS FACILITY IS APPROPRIATE.

AN AUTOMATED EXTERNAL DEFIBRILLATOR HAS BEEN PROVIDED, IN CASE OF AN EMERGENCY.

AS WITH ANY MEDICAL EMERGENCY, 9-1-1 SHOULD BE NOTIFIED PRIOR TO THE RENDERING OF ANY FIRST AID ASSISTANCE.

10" x 10"
AED W1 TPS
*Automated External
Defibrillator For Attended
Fitness Center*

EMERGENCY
SHUTOFF
SWITCH

6" x 3"
EES0603 TP16
Emergency Shutoff Switch

SPA TIMER SWITCH
Turn dial to operate
10 minute maximum

6" x 3"
ST0603 TP16
Spa Timer Switch

STAIR A
NO ROOF ACCESS

5

1 THROUGH 5
↓ DOWN TO
LEVEL 1 FOR
EXIT DISCHARGE

14-1/2" x 18"
STR1518 TP16
Stairwell Information

LEVEL 5

8-1/2" x 3"
STR0903 TP16
Stairwell Identification

GET FIT RULES

For your safety, it is required that you observe the following:

- Registered guests only.
- Individuals utilizing this facility do so at their own risk.
- Individuals should not undertake exercise routines unless physically qualified and have a physician's approval to do so.
- It is highly recommended that the following individuals not use the exercise equipment:
 - persons under the influence of alcohol, stimulants or depressants
 - unsupervised children under the age of 16
 - children under the age of 14
- Should you need any assistance please contact the Front Desk.
- Equipment should be used in the presence of others.
- Shoes and appropriate exercising attire are necessary.
- Smoking is prohibited.
- Always practice safety and courtesy to others.
- Report any unsafe conditions to the management.

Thank you for your attention and cooperation.

19" x 19"
EXR1919 TP16
Get Fit Rules

POOL AREA USE

For your safety, it is required that you observe the following:

- Registered guests only.
- All children under 14 must be with an adult.
- Running and horseplay are prohibited.
- Appropriate swim wear required.
- Diving strictly prohibited.
- Shirts and shoes required in the hotel lobby.
- Glassware is not permitted within the pool area.
- Only flexible swim-aids are permitted.
- Be aware of depth markings at all times.
- Report any unsafe conditions or violations to the management immediately.
- Individuals assume the risk for any injuries sustained while using pool facilities.
- Always practice water safety and courtesy.
- Shower before entering pool.
- Children who are not toilet trained must wear swim diapers with rubber pants over them.

Thank you for your attention and cooperation.

23-1/2" x 19"
PR2419 TP16
Pool Area Use Informational

POOL

OPEN CLOSED

10" x 7"
PS1007 TP16
*Pool Open/Closed Slider Sign,
Backs up to PS1007-BKR TP16*

TOWNEPLACE
SUITES[®]
MARRIOTT

10" x 7"
PS1007-BKR TP16
*TownePlace Suites Logo,
Backs up to PS1007 TP16*

MOUTH-TO-MOUTH RESUSCITATION

- A - AIRWAY
- Clear the mouth.
 - Push or pull jaw into a jutting out position.



- B - BREATHING
- Pinch nose SHUT.
 - Cover victim's mouth with your mouth.
 - BLOW until chest rises: for BABIES, cover mouth and nose.
 - Remove your mouth. Listen for return air. Repeat 12 to 15 times per minute.



CAUTION: If a neck injury sign appears, move the lower jaw forward without tilting the head to open the airway. Rest your elbow on the surface which the victim is lying. Move the lower jaw forward with both hands, one on each side.

19" x 19"
MM1919 TP16
Mouth-to-Mouth Resuscitation

WHIRLPOOL SPA USE

For your safety, it is required that you observe the following:

- Registered guests only.
- Individuals utilizing this facility do so at their own risk.
- WARNING - No consumption of alcoholic beverages or food is permitted in pool area.
- It is highly recommended that the following individuals not use the whirlpool spa:
 - a) persons with present or prior heart disease, high blood pressure, or any chronic health problems.
 - b) persons under the influence of alcohol, stimulants or depressants.
 - c) pregnant women.
 - d) elderly persons.
 - e) children under the age of 10.
 - f) unsupervised children under the age of 15.
- Should you need any assistance, please contact management.
- WARNING - Chemical and PH levels are in accordance with local codes and measured regularly.
- However, high heat and chemical in this spa may cause fading and/or damage to certain fabrics.
- Always practice water safety and courtesy to others.
- Report any unsafe conditions to the management.
- All persons shall bathe with warm water and soap before entering spa.
- Any persons known or suspected of having a communicable disease shall not use the spa.
- Spitting or blowing the nose in the spa is prohibited.
- Do not use alone.
- Observe a reasonable time limit, (preferably not longer than 15 minutes), then shower, cool down and if you wish, return for another brief stay. Long exposures may result in nausea, dizziness or fainting.
- Food and glass objects are not permitted in spa area.
- Maximum temperature 104° Fahrenheit.

Thank you for your attention and cooperation.

MAXIMUM
BATHING LOAD

6

23-1/2" x 19"
WR2419 TP16
Whirlpool Spa Use Informational

PLEASE NOTE:

State and local codes may require your pool and spa area signage to have certain text, layouts and copy sizes specific to your area.

If code-related signs are needed for your project, we will quote them in place of the brand standard signs.

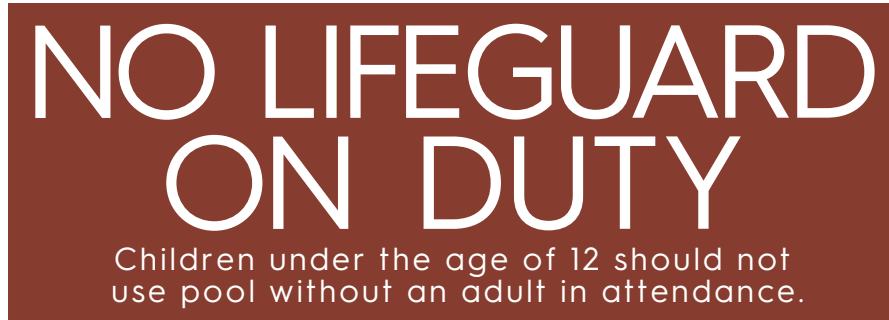
FORMERLY GRAPHICSSYSTEMS

IDENTITY
GROUP

Interior Signage Specifications

TownePlace Suites

EXERCISE ROOM AND POOL AREA SIGNAGE *cont.*




39" x 14"
NLG3914 TP16
No Lifeguard On Duty Informationals



36" x 8"
ND3608 TP16
No Diving Informationals with or without Symbol

INSPIRATION CUBES



9" x 9" x 9" each
CUBE 0909 TP16
*Set of Inspiration Cubes,
3 cubes per set*

*Cubes must be installed
left to right in this order:
Stay, Work, Play*

*General Contractor to provide
metal rods per Design Guidelines
for mounting*

PORTICO SIGNAGE



60" x 10"
CL6010 TP16
Clearance

PARKING SIGNAGE



15" x 15"
PLW1515 TP16
Parking Warning



12" x 18"
PLW1218 TP16
Guest Registration Parking Informational

FIRE PIT SIGNAGE



6" x 4"
PIT 0604 TPS
Fire Pit Informational



6" x 4"
PIT 0604B TPS
Fire Pit Informational

FORMERLY GRAPHICSSYSTEMS

**IDENTITY
GROUP**