

# Interior Signage Specification

## Signature



### CONTACT

Amy Scheer  
 316.267.4171 x273  
 316.267.6883 FAX  
 amy.scheer@identitygroup.com


**IDENTITY GROUP IS AN APPROVED SIGNAGE SUPPLIER**

### NO FEE\* PROJECT SERVICES

- Estimating
- Planning - Wayfinding
- Project Management
- Evacuation Map Development
  - \* Requires minimum project values

### DESIGN SERVICES AVAILABLE

### COLORS / MATERIALS



Sign Material: 1/8" Thick Acrylic & 1/8" Thick Photopolymer Face

Font: Hurme Geometric Sans 2 Regular

### GUEST ROOM SIGNAGE



3-3/4" x 8"  
 RMN0408A SIG  
 Guest Room Number  
 Without Symbol



3-3/4" x 8"  
 RMN0408S SIG  
 Guest Room Number  
 With Symbol



9" x 11"  
 FEP0911 SIG  
 Guest Room Emergency  
 Evacuation Plan




3" x 3"  
 INF0303 CFR  
 Do Not Hang Items  
 From Sprinkler Head

### IDENTIFICATION SIGNAGE



8-1/2" x 4-3/4"  
 RID0905 SIG  
 Small Room ID  
 (1-2 Line)



11" x 4-3/4"  
 RID1105 SIG  
 Large Room ID  
 (1-2 Line)



9" x 9-3/4"  
 MTG0910 SIG  
 Meeting Room ID  
 With Insert Holder

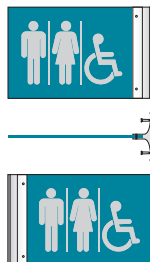


11" x 9-3/4"  
 RID1110 SIG  
 Large Room ID With Hours  
 (1-2 Line)

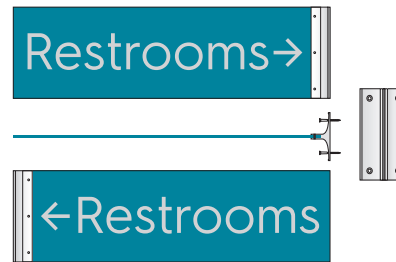


8-1/2" x 8-1/2"  
 RES0909 SIG  
 Rest room ID

### PROJECTION MOUNT SIGNAGE



7-1/2" x 4-3/4"  
 PJG0805 SIG  
 Projection Mount  
 Sign With Symbols



16-1/2" x 4-3/4"  
 PJG1705 SIG  
 Projection Mount  
 Sign With 2" Copy & Arrow

# Interior Signage Specification

## Signature

### SMALL DIRECTIONAL SIGNAGE



9-3/4" x 7-1/4"  
DIR1007 SIG  
1-2 Line Directional



10" x 10-1/2"  
DIR1011 SIG  
3-4 Line Directional

### LARGE DIRECTIONAL SIGNAGE



14-1/4" x 7-1/4"  
DIR1407 SIG  
1-2 Line Directional



14-1/2" x 10-1/2"  
DIR1511 SIG  
3-4 Line Directional



14-3/4" x 13-3/4"  
DIR1514 SIG  
5-6 Line Directional



15" x 17"  
DIR1517 SIG  
7-8 Line Directional



15-1/4" x 20-1/4"  
DIR1520 SIG  
9-10 Line Directional

### OWNER/OPERATOR SIGNAGE

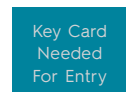


11" x 12-1/4"  
MOD1112 SIG  
Owner Operator & Manager On Duty

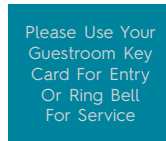
Sylvia McCormick

9-1/2" x 1-1/4"  
INS1001 SIG  
Name Insert For Manager On Duty

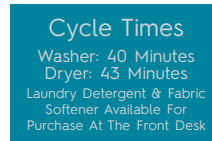
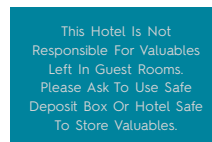
### INFORMATIONAL SIGNAGE



6" x 4-3/4"  
INF0605 SIG  
Small Informational



8-1/2" x 7-1/4"  
INF0907 SIG  
Medium Informational



11" x 7-1/4"  
INF1107 SIG  
Large Informational



11" x 4-3/4"  
INF1105 SIG  
Non-Smoking Floor Informational



11" x 9-3/4"  
INF1110 SIG  
Large Informational With Symbol

### PODIUM SIGNAGE



10 x 10-1/2"  
POD1011 SIG  
Signature & Signature Inn Podium Signage



# Interior Signage Specification

## Signature

### FIRE EVACUATION & ELEVATOR SIGNAGE



11" x 12-1/4"  
FEP1112A SIG  
Corridor/Elevator Evacuation  
Plan For Ground Level

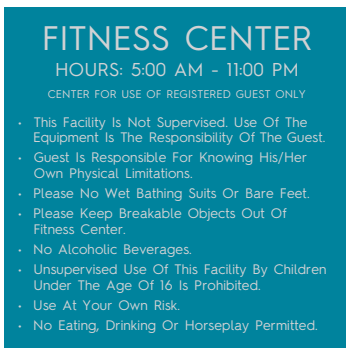


11" x 12-1/4"  
FEP1112B SIG  
Corridor/Elevator Evacuation  
Plan For Upper Floors



3" x 3-1/2"  
ELE0304 SIG  
Elevator Jamb ID

### FITNESS CENTER SIGNAGE



18" x 18"  
FIT1818 SIG  
Fitness Center Rules

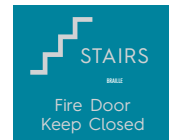
### STAIRWELL SIGNAGE



14-1/2" x 18"  
STR1518 SIG  
Interior Stairwell Signage



8-1/2" x 3"  
STRO903 SIG  
Interior Stairwell ID

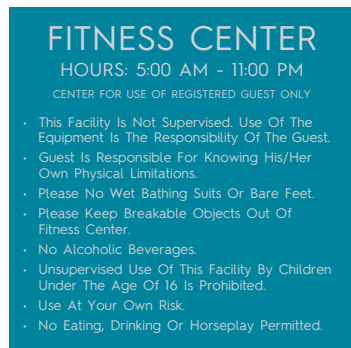


8-1/2" x 7-1/4"  
STRO907 SIG  
Stairwell ID

### POOL & WHIRLPOOL SIGNAGE



18" x 18"  
NDL1818 SIG  
No Diving & No Lifeguard On Duty



18" x 18"  
RUL1818 SIG  
Pool & Whirlpool Rules



# Interior Signage Specification

Signature

## EXTERIOR SIGNAGE



**PRK1218 GSI**  
Accessible  
Parking  
12" x 18"  
(Post provided  
By Property)

**PRK1206**  
Van Accessible  
12" x 6"  
(Post provided  
By Property)



12" x 18"  
PRK1218 SIG  
Guest Parking  
(Post Provided  
By Property)



# 2300

6" Tall Characters  
COAXX06 SIG  
Cut Out Acrylic Characters For Address



60" x 10"  
CLR6010 SIG  
Clearance Sign For Porte Cochère