

Interior Signage Specifications

Residence Inn



Neuhaus for New Builds

CONTACT

Kerri Vogel
316.267.4171 x241
316.267.6883 FAX
kerri.vogel@identitygroup.com


IDENTITY GROUP IS AN APPROVED SIGNAGE SUPPLIER

NO FEE* PROJECT SERVICES

- Estimating
 - Planning - Wayfinding
 - Project Management
 - Evacuation Map Development
- * Requires minimum project values

DESIGN SERVICES AVAILABLE

COLORS / MATERIALS



Sign Materials: Painted Acrylic and Photopolymer

Font: Frutiger LT 55 Roman

GUEST ROOM SIGNAGE



5-3/4" x 3-1/2"
RMN 0604 RES 09
Guest Room Number




3" x 3"
AC33/HI33 RES 09
Accessible / Hearing Impaired Symbols



3-1/2" x 2"
INF 0402 RES 09
Hearing Impaired Informational




6" x 3"
WLD 0603 RES 09
Warning Decal



3" x 5/8"
DBV 31 RES 09
Deadbolt Decal




3" diameter
SHP33/SHV33
Sprinkler Warning
Lexan™ or Decal available



5" x 12-1/4"
FEP 0512 RES 09
Standard Guest Room Evacuation Plan

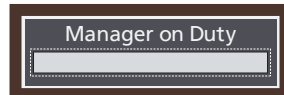


5" x 12-1/4"
LAW 0512 INS RES 09
Law/Rate Card Holder
4-3/8" x 11-3/4"
INS 0512 RES 09
Law/Rate Card Insert

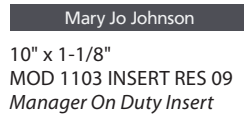


23" x 10"
FEP 2310 RES 09
Guest Room Evacuation Plan w/ Window for flat doors
6-3/4" x 9"
FEP 0709 RES 09
Guest Room Evacuation Room Rate/State Law Insert

FRONT DESK SIGNAGE



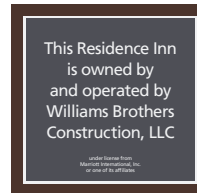
11-3/4" x 4"
MOD 1204 RES 09
Manager On Duty Insert



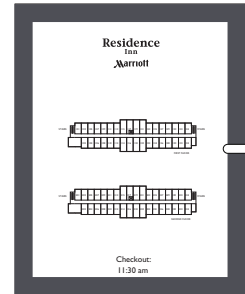
10" x 1-1/8"
MOD 1103 INSERT RES 09
Manager On Duty Insert



8-1/4" x 5-1/2"
INF 0806 RES 09
Informational, Interior or Exterior



8-1/4" x 8"
OWN 0808 RES 09
Owner/Operator



8-1/2" x 11"
FDM 0911 RES 09
Front Desk Map on Disk

9-5/8" x 12-1/8"
FDM HOLDER RES 09
Front Desk Map Holder

FORMERLY GRAPHICSystems



Interior Signage Specifications

Residence Inn

IDENTIFICATION SIGNAGE



6-1/2" x 4"
ID 0704 EXT/BH RES 09
1-2 Line Small Identification



8-1/4" x 4"
ID 0804 RES 09
1-2 Line Large Identification

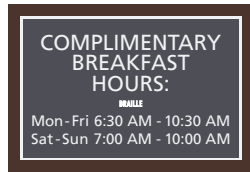


6-1/2" x 9"
RES 0709 RES 09
Restroom Identification



8" x 11-1/2"
MR 0812 RES 09
Meeting Room Identification

8-1/4" x 6-1/2"
ID 0807 RES 09
3-4 Line Large Identification
(not shown)



10-1/4" x 7"
HR 1007 RES 09
Identification with
Hours Information



7-1/2" x 10"
RES 0709 RES 09
All Gender Restroom
Identification

MARKET SIGNAGE



24-1/2" x 7-11/16"
MFA 2508 RES
The Market Metal-Faced
Cut Out Acrylic Logo



9-1/2" x 6"
ID 1006 RES 09 MARKET
Market ID Sign

PLEASE NOTE:

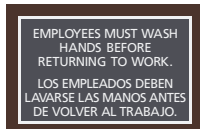
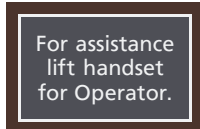
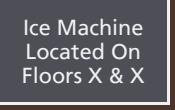
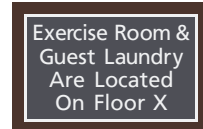
State and local codes may require your Restroom Signs to include certain text and symbols specific to your area.

If code-related signs are needed for your project, we will quote them in place of the brand standard signs.

INFORMATIONAL SIGNAGE



8-1/4" x 5-1/2"
INF 0806 RES 09
Informational, Interior or Exterior



13-1/4" x 12"
TDD 1312 RES 09
TDD Phone Informational



9-1/4" x 7"
ACC 0907 RES 09
Accessible Informational,
Exterior



8-1/4" x 5-1/2"
MAX 0806 RES 09
Maximum Occupancy



6-1/4" x 4-1/4"
INF 0604 RES 09
Telephone Informational



8" x 5"
SFB 0805 RES 09
Smoke Free Building



5" x 1-1/2"
INF 0502 RES 09
Bin Informational

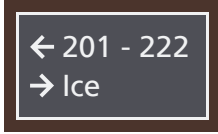
FORMERLY GRAPHICSSYSTEMS

IDENTITY GROUP

Interior Signage Specifications

Residence Inn

DIRECTIONAL SIGNAGE



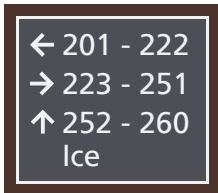
9" x 5-1/2"
DIR 0906 RES 09
1-2 Line, Small Directional



13-1/4" x 5-1/2"
DIR 1306 RES 09
1-2 Line, Large Directional



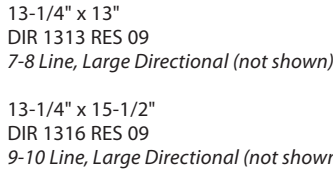
13-1/4" x 10-1/2"
DIR 1311 RES 09
5-6 Line, Large Directional



9" x 8"
DIR 0908 RES 09
3-4 Line, Small Directional



13-1/4" x 8"
DIR 1308 RES 09
3-4 Line, Large Directional



13-1/4" x 15-1/2"
DIR 1316 RES 09
9-10 Line, Large Directional (not shown)

STAIR & ELEVATOR SIGNAGE



8-1/4" x 9-1/4"
FBH 0809A RES 09
Ground Floor
Elevator Evacuation

8-1/4" x 9-1/4"
FBH 0809B RES 09
Floors 2 & Up
Elevator Evacuation



12" x 12-1/4"
STR 1212 RES 09
Stairwell Level Identification for 4 Floors

12" x 16-5/8"
STR 1217 RES 09
Stairwell Level Identification for 5 Floors & Up



6" x 6"
STR 0606 RES 09
Interior Stairwell Information
Acceptable in some areas
check w/ Local Fire Marshal



2-3/4" x 3-1/2"
ELJ 0304 RES 09
Elevator Door Jam

PROJECTION MOUNTED SIGNAGE



14-7/8" x 12"
PRO 1412 RES 09
Double-Sided, Wall Projected
Restroom Informational



8-7/8" x 4"
PRO 0904 RES 09
Double-Sided,
Wall Projected Informational

PARKING LOT SIGNAGE

NOTICE

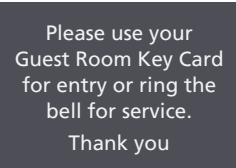
You are parking and leaving your vehicle at your own risk. Please lock all doors and windows after removing any property or valuables from the vehicle. The hotel will not, in any event, be liable for loss or damage to your vehicle or property.

15" x 15"
PLW 1515 RES 09
"NOTICE" Parking Informational



12" x 18"
PRK 1218 RES 09
Parking Informational

KEY CARD SIGNAGE



10" x 7"
INF 1007 EXT RES 09
Key Card Informational

Use Guest Room Key Card 3-1/2" x 2"
INF 0402 RES 09
Key Card Informational

FORMERLY GRAPHICSSYSTEMS

IDENTITY GROUP

Interior Signage Specifications

Residence Inn

HEALTH CLUB SIGNAGE

SPORT COURT USE

FOR YOUR SAFETY IT IS REQUIRED THAT YOU OBSERVE THE FOLLOWING:

- Registered guests only.
 - Court hours: 9:00 AM to 10:00 PM.
 - Individuals utilizing this facility do so at their own risk.
 - Individuals should not undertake exercise routines unless physically qualified and have a physician's approval to do so.
 - It is highly recommended that persons under the influence of alcohol, stimulants or depressants not use the exercise area.
 - Minors should be supervised by parent or guardian.
 - Should you need assistance, please contact management.
 - Exercise only in the presence of others.
 - Shoes and appropriate exercising attire are necessary.
 - Always practice safety and courtesy to others.
 - Report any unsafe conditions to the management.
- Thank you for your attention and cooperation.

14" x 14"
SCU 1414 RES 09
Sport Court Use

MOUTH-TO-MOUTH RESUSCITATION

A - AIRWAY

1. Clear the mouth.
2. Push or pull jaw into a jutting out position.



B - BREATHING

3. Pinch nose SHUT.
4. Cover victim's mouth with your mouth. BLOW until chest rises; for BABIES, cover mouth and nose.
5. Remove your mouth. Listen for return air. Repeat 12 to 15 times per minute.



CAUTION: If a neck injury sign appears, move the lower jaw forward without tilting the head to open the airway. Rest your elbow without tilting the head to open the airway. Rest your elbow on the surface which the victim is laying. Move the lower jaw forward with both hands, one on each side.

20" x 20"
MM 2020 RES 09
Mouth-to-Mouth Resuscitation

Exercise Room Use

For your safety, it is required that you observe the following:

- Registered guests only.
- Individuals utilizing this facility do so at their own risk.
- Individuals should not undertake exercise routines unless physically qualified and have a physician's approval to do so.
- It is highly recommended that the following individuals not use the exercise equipment:
 - persons under the influence of alcohol, stimulants or depressants
 - unsupervised children under the age of 16
 - children under the age of 14
- Should you need any assistance please contact the Front Desk.
- Equipment should be used in the presence of others.
- Shoes and appropriate exercising attire are necessary.
- Smoking is prohibited.
- Always practice safety and courtesy to others.
- Report any unsafe conditions to the management.

Thank you for your attention and cooperation.

20" x 20"
EXR 2020 RES 09
Exercise Rules

WARNING: THIS FACILITY IS UNATTENDED AND IS NOT CONTINUOUSLY MONITORED. THIS FACILITY IS PROVIDED TO OUR GUESTS AS AN AMENITY AND SHOULD NOT BE CONSIDERED A FULL-SERVICE FITNESS FACILITY.

GUESTS SHOULD ONLY USE THIS FACILITY AFTER THEY HAVE CONSULTED A PHYSICIAN TO DETERMINE IF THE USE OF THE EQUIPMENT IN THIS FACILITY IS APPROPRIATE.

AN AUTOMATED EXTERNAL DEFIBRILLATOR HAS BEEN PROVIDED, IN CASE OF AN EMERGENCY.

AS WITH ANY MEDICAL EMERGENCY, 9-1-1 SHOULD BE NOTIFIED PRIOR TO THE RENDERING OF ANY FIRST AID ASSISTANCE.

10" x 10"
AED W1 RES
Automated External Defibrillator
For Unattended Fitness Center

WARNING: THIS FACILITY IS ATTENDED ONLY DURING THE HOURS OF _____. THIS FACILITY IS NOT ATTENDED AT TIMES OUTSIDE OF THESE HOURS. THIS FACILITY IS PROVIDED TO OUR GUESTS AS AN AMENITY AND SHOULD NOT BE CONSIDERED A FULL-SERVICE FITNESS FACILITY.

GUESTS SHOULD ONLY USE THIS FACILITY AFTER THEY HAVE CONSULTED A PHYSICIAN TO DETERMINE IF THE USE OF THE EQUIPMENT IN THIS FACILITY IS APPROPRIATE.

AN AUTOMATED EXTERNAL DEFIBRILLATOR HAS BEEN PROVIDED, IN CASE OF AN EMERGENCY.

AS WITH ANY MEDICAL EMERGENCY, 9-1-1 SHOULD BE NOTIFIED PRIOR TO THE RENDERING OF ANY FIRST AID ASSISTANCE.

10" x 10"
AED W1 RES
Automated External Defibrillator
For Attended Fitness Center

Pool Area Use

For your safety, it is required that you observe the following:

- Registered guests only.
- All children under 14 must be with an adult.
- Running and horseplay are prohibited.
- Appropriate swim wear required.
- Diving strictly prohibited.
- Shirts and shoes required in the hotel lobby.
- Glassware is not permitted within the pool area.
- Only flexible swim-aids are permitted.
- Be aware of depth markings at all times.
- Report any unsafe conditions or violations to the management immediately.
- Individuals assume the risk for any injuries sustained while using pool facilities.
- Always practice water safety and courtesy.
- Shower before entering pool.
- Children who are not toilet trained must wear swim diapers with rubber pants over them.

Thank you for your attention and cooperation.

23" x 23"
PR 2323 RES 09
Pool Rules

Whirlpool Spa Use

For your safety, it is required that you observe the following:

- Registered guests only.
- Individuals utilizing this facility do so at their own risk.
- WARNING:** No consumption of alcoholic beverages or food is permitted in pool area.
- It is highly recommended that the following individuals not use the whirlpool spa:
 - a) persons with present or prior heart disease, high blood pressure, or any chronic health problems.
 - b) persons under the influence of alcohol, stimulants or depressants.
 - c) pregnant women.
 - d) elderly persons.
 - e) children under the age of 10.
 - f) unsupervised children under the age of 15.
- Should you need any assistance, please contact management.
- WARNING:** Chemical and PH levels are in accordance with local codes and measured regularly.
- However, high heat and chemical in this spa may cause fading and/or damage to certain fabrics.
 - * Always practice water safety and courtesy to others.
 - * Report any unsafe conditions to the management.
- All persons shall bathe with warm water and soap before entering spa.
- Any persons known or suspected of having a communicable disease shall not use the spa.
- Spitting or blowing the nose in the spa is prohibited.
 - * Do not use alone.
- Observe a reasonable time limit, (preferably not longer than 15 minutes), then shower, cool down and if you wish, return for another brief stay. Long exposures may result in nausea, dizziness or fainting.
- Food and glass objects are not permitted in spa area.
- Maximum temperature 104° Fahrenheit.

MAXIMUM BATHING LOAD

9

Thank you for your attention and cooperation.

23" x 23"
WR 2323 RES 09
Whirlpool Spa Rules

POOL

OPEN CLOSED

10" x 7"
PS 1007 RES 09
Informational/Slider Sign

SPA TIMER SWITCH
TURN DIAL TO OPERATE
15 MINUTE MAXIMUM

4" x 6"
ST 46 RES 09
Spa Timer Informational

FORMERLY GRAPHICSSYSTEMS

IDENTITY GROUP

Interior Signage Specifications

Residence Inn

HEALTH CLUB SIGNAGE *cont.*



14" x 14"
WND 1414 RES 09
No Diving



36" x 8"
ND 3608 RES 09
No Diving



36" x 15"
NLG 3615 RES 09
No Lifeguard On Duty

GRILL USE SIGNAGE



11" x 8"
GU 1108 RES 09
Grill Use



6" x 4"
PIT 0604 RES 09
Fire Pit Informational



6" x 4"
PIT 0604B RES 09
Fire Pit Informational

PLEASE NOTE:

State and local codes may require your pool and spa area signage to have certain text, layouts and copy sizes specific to your area.

If code-related signs are needed for your project, we will quote them in place of the brand standard signs.

PORTICO SIGNAGE



60" x 10"
CL 6010 RES 09
Clearance Sign

FORMERLY GRAPHICSSYSTEMS

IDENTITY
GROUP