

Interior Signage Specifications

Renaissance
Hotels



CONTACT

Kerri Vogel
316.267.4171 x241
316.267.6883 FAX
kerri.vogel@identitygroup.com

IDENTITY GROUP IS AN APPROVED SIGNAGE SUPPLIER

NO FEE* PROJECT SERVICES

- Estimating
- Planning - Wayfinding
- Project Management
- Evacuation Map Development
* Requires minimum project values

DESIGN SERVICES AVAILABLE

PLEASE NOTE:

Interior signage for Renaissance Hotel should have a 3 to 1 Ratio and reflect the hotel's interior design. The colors shown in this brochure are for example only, and are only meant to suggest the various types of signs needed for a typical property.

GUEST ROOM SIGNAGE




3-5/8" x 9-5/8"
RMN 0410 REN11
Guest Room



3-1/8" x 8-1/8"
RMN 0308 REN11
Guest Room



8-1/8" x 3-1/8"
RMN 0803 REN11
Guest Room

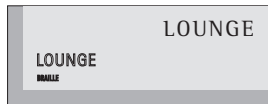


4" x 12"
LAW 0412 REN11
Law Rate Card
& Holder



4" x 12"
FEP 0412 REN11
Guest Room
Fire Evacuation
Plan

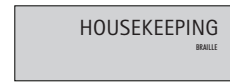
IDENTIFICATION SIGNAGE



11-1/8" x 4-1/8"
ID 1104 REN11
1-2 Line Room ID
(copy varies)



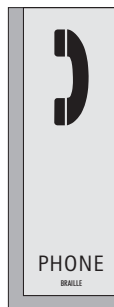
12-5/8" x 4-5/8"
HOR 1305 REN11
Room ID with Hours Information
(copy varies)



9-3/8" x 3-1/8"
ID 0903 REN11
1-2 Line Room ID (Back of House / Exterior)
(copy varies)





14" x 11-1/2"
MR 1412 REN11
Meeting Room ID w/ Insert Holder
(Sample image only & copy varies)



4-5/8" x 12-5/8"
ID 0513 REN11
Room ID with Symbol
(copy & symbols vary)



4-5/8" x 12-5/8"
RES 0513 REN11
Restroom ID (Men, Women, or with
or without Accessible Symbol)



12-5/8" x 4-3/4"
RES 1205 REN11
Restroom ID (Men, Women, or with
or without Accessible Symbol)

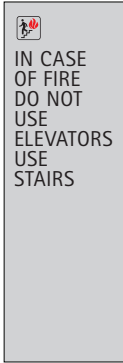
FORMERLY GRAPHICSystems



Interior Signage Specifications

Renaissance Hotels

FIRE CODE SIGNAGE



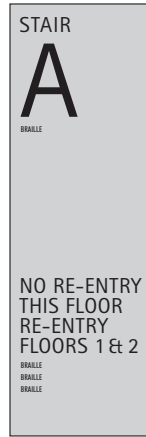
5" x 15"
ELE 0515 REN11
Elevator Fire Evacuation Information



6" x 18"
ELE 0618 REN11
Elevator Fire Evacuation Plan with Map



6" x 18"
STR 0618 REN11
Stairwell ID with Exit Discharge Information (copy varies)



EXIT

6" Letters
PSV 06 REN11
Phosphorescent "EXIT" copy for base of stair doors (on corridor side)

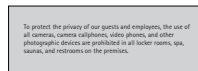
INFORMATIONAL SIGNAGE



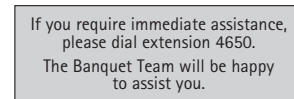
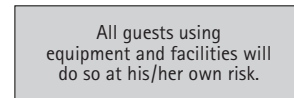
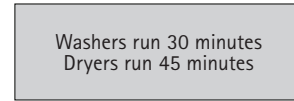
21" x 7"
INF 2107 REN11
Informational



12" x 4"
MAX 01204 REN 11
Maximum Occupancy




7-1/2" x 2-1/2"
INF 0803 REN11
Informational

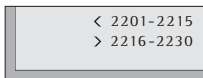


12" x 4"
INF 1204 REN11
Informational

DIRECTIONAL SIGNAGE



4-5/8" x 12-5/8"
DIR 0513 REN11
Small Directional



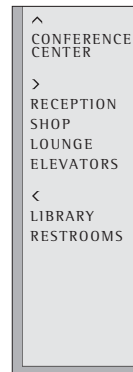
12-5/8" x 4-5/8"
DIR 1305 REN11
Small Directional



6-5/8" x 18-5/8"
DIR 0719 REN11
Medium Directional



18-5/8" x 6-5/8"
DIR 1907 REN11
Medium Directional



8-1/8" x 23-1/8"
DIR 0823 REN11
Large Directional



23-1/8" x 8-1/8"
DIR 2308 REN11
Large Directional

NOTE:

Additional Directional Sizes are Available as Needed

FORMERLY GRAPHICSSYSTEMS

IDENTITY GROUP

Interior Signage Specifications

Renaissance Hotels

POOL, SPA & FITNESS CENTER SIGNAGE

POOL AREA USE

For your safety it is required that you observe the following:

- Registered guests only.
- All children under 14 must be with an adult.
- Running and horseplay are prohibited.
- Appropriate swimwear required.
- Diving strictly prohibited.
- Shorts and shirts required in the hotel lobby.
- Glassware is not permitted within the pool area.
- Only flexible swim-aids are permitted.
- Be aware of depth markings at all times.
- Report any unsafe conditions or violations to the management immediately.
- Individuals assume the risk for any injuries sustained while using pool facilities.
- Always practice water safety and courtesy.
- Shower before entering pool.
- Children who are not toilet trained must wear swim diapers with rubber pants over them.

POOL HOURS:
08:00AM - 08:00PM
MAXIMUM OCCUPANCY: 0000

Thank you for your attention and cooperation.

6" x 18"
POL 0618 REN11
Pool Rules

WHIRLPOOL SPA USE

For your safety it is required that you observe the following:

- Individuals utilizing this facility do so at their own risk.
- It is highly recommended that following individuals not use the whirlpool spa:
 - Persons with present or prior heart disease, high blood pressure, or any chronic health problems.
 - Persons under the influence of alcohol, stimulants or depressants.
 - Pregnant women.
 - Elderly Persons.
 - Children under the age of 10.
 - Unsupervised children under the age of 15.
- Should you need assistance please contact management.
- **WARNING:** Chlorine and PH levels are in accordance with local codes and regulated regularly. However, high heat and chlorine in this environment may cause fading and/or damage to certain fabrics.
- Always practice water safety and courtesy.
- Report any unsafe conditions to management.

WHIRLPOOL SPA HOURS:
08:00AM - 08:00PM
MAXIMUM OCCUPANCY: 0000

Thank you for your attention and cooperation.

6" x 18"
SPA 0618 REN11
Whirlpool Rules

GYM USE

For your safety it is required that you observe the following:

- Registered guests only.
- Individuals utilizing this facility do so at their own risk.
- Individuals should not undertake exercise routines unless physically qualified and have a physician's approval to do so.
- It is highly recommended that following individuals not use the exercise equipment:
 - Persons under the influence of alcohol, stimulants or depressants.
 - Unsupervised children under the age of 16.
 - Children under the age of 14.
- Should you need assistance please contact the Front Desk.
- Equipment should be used in the presence of others.
- Shoes and appropriate exercising attire are necessary.
- Smoking is prohibited.
- Always practice water safety and courtesy.
- Report any unsafe conditions to management.

EXERCISE ROOM HOURS:
08:00AM - 08:00PM
MAXIMUM OCCUPANCY: 0000

Thank you for your attention and cooperation.

6" x 18"
CPR 0618 REN11
Mouth to Mouth

SAUNA RULES

For your safety it is required that you observe the following:

- Registered guests only.
- Persons suffering from Heart Disease or High Blood Pressure should consult a physician prior to using the sauna. Any other medical condition should be discussed with a physician prior to using this facility.
- Maximum time for use should not exceed 10 minutes. If at any time while in the sauna you become dizzy, overheated or faint, get out of the sauna immediately.
- No flammable objects are allowed at any time.
- No soap or shampoo is allowed.
- No food or glass is allowed inside the sauna.
- No alcoholic beverages allowed.
- After using facility, allow your body temperature to return to normal before leaving the Fitness center.
- Never use sauna alone.

Thank you for your attention and cooperation.

6" x 18"
SAU 0618 REN11
Sauna Rules

CPR GUIDELINES

A - Airway

- Clear the mouth.
- Push or pull jaw into a jutting out position.

B - Breathing

- Cover victim's mouth with your mouth. BLOW and chest rise, for BABES: cover mouth and nose.
- Remove your mouth. Listen for return air. Repeat 12 to 15 times per minute.

CAUTION:

If a neck injury is apparent, move the lower jaw forward without tilting the head to open the airway. Rest your chin on the surface while the victim is lying. Move the lower jaw forward with both hands, one on each side.

6" x 18"
CPR 0618 REN11
Mouth to Mouth

NO LIFEGUARD ON DUTY

CHILDREN UNDER THE AGE OF 14 SHOULD NOT USE THE KIDDIE POOL WITHOUT AN ADULT IN ATTENDANCE

42" x 14"
POL 4214 REN11
No Lifeguard on Duty

No glassware, drink coolers or floats, outside purchased food, beverages, water, coolers, or personal rafts are permitted in the pool area.

15" x 5"
INF 1505 REN11
Pool Informational

DANGER:
Chlorine Inside

3" Letters
POL PSV03 REN11
Vinyl Lettering for Pool Storage Door

NO DIVING

CRIPPLING INJURIES MAY RESULT

42" x 14"
ND 4214 REN11
No Diving

PLEASE NOTE:

State and local codes may require your pool and spa area signage to have certain text, layouts and copy sizes specific to your area.

If code-related signs are needed for your project, we will quote them in place of the brand standard signs.

FORMERLY GRAPHICSystems

IDENTITY GROUP

Interior Signage Specifications

Renaissance
Hotels

STUDIO A

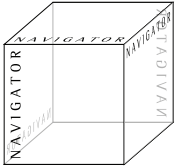
CUT OUT INDIVIDUAL LETTERS

1600

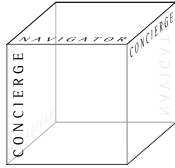
6" Letters (Additional Sizes Available as Needed)
COA 06 REN11
Cut Out Individual Address Numbers

4" Tall Character
4-1/2" Tall Rule
COM XX04 REN11
Over Door Ballroom / Meeting Room Name

DESK & PODIUM SIGNAGE



5" x 5" x 5" Cube
CUB-N 0505 REN11
Navigator
Sits on Front Desk



5" x 5" x 5" Cube
CUB-N/C 0505 REN11
Navigator / Concierge
Sits on Front Desk



15-5/8" x 10-3/4"
POD 1611 REN11
Guest Room

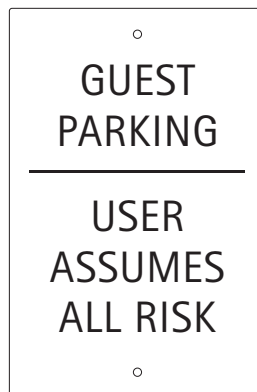
PARKING AREA SIGNAGE



4" Tall Copy
CLR 4214 REN11
Clearance for Porte Cochere



12" x 18"
PRKACC 1218 REN11
Accessible Parking Information
(Post provided by Property)



12" x 18"
PRKINF1218 REN11
Parking Liability Information
(Post provided by Property)



12" x 4"
PRKVAN 1204 REN11
Van Accessible Add-On

NOTE:

All sign packages including location plans and message schedules shall be submitted to Marriott International Representative for review and approval prior to issue as bid package.

FORMERLY GRAPHICSSYSTEMS

IDENTITY GROUP