



INTERIOR SIGNAGE PACKAGE

CONTACT:

Amy Scheer
316-267-4171 ext. 273
316-267-6883 FAX
amy.scheer@identitygroup.com

We Make Ordering Easy!

WAYFINDING

Send us your hotel's floorplan and let us assist with your signage order. Our experienced wayfinding staff will determine your property's specific requirements and provide you with a detailed plan that includes a graphic of each sign, signtype, quantity, price and location, all in an easy to read format.

NO MAP CHARGES

Our professional artists will draw your fire evacuation maps free of charge. Just send us your floorplans and we'll do the rest.

Guest Room Signage



RMN0412D RLH
Guest Room Number
3-Digit
Left Justified
3-3/4" x 12-1/4"



RMN0412C RLH
Guest Room Number
3-Digit
Right Justified
3-3/4" x 12-1/4"



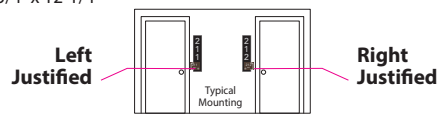
RMN0414D RLH
Guest Room Number
4-Digit
Left Justified
3-3/4" x 14-1/4"



RMN0414C RLH
Guest Room Number
4-Digit
Right Justified
3-3/4" x 14-1/4"



FEP0911 RLH
Guest Room Fire Evacuation Plan With State Lodging Laws
9" x 11"



INF0303 CFR
Do Not Hang, Contact With Sprinklers Will Cause Flooding
3" x 3"

Identification Signage



RID0805 RDL
1-2 Line ID
Public Areas
8" x 4-3/4"



RID1110 RDL
1-2 Line ID With Hours
Public Areas
10-3/4" x 9-3/4"



RES0808 RDL
Restroom ID
Public Areas
8" x 8"



MTG0910 RDL
Meeting Room ID
With Insert Holder
9" x 9-3/4"



RID0805 RDL-EXT
1-2 Line ID
Back Of House & Exterior Areas
8" x 4-3/4"

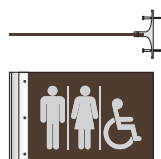


RID1110 RDL-EXT
1-2 Line ID With Hours
Exterior Areas
10-3/4" x 9-3/4"



RID0808 RDL-EXT
Restroom ID
Back Of House & Exterior Areas
8" x 8"

Projection Mount Signage



PRJ0805 RDL
Projection Mount Sign With Symbols
7-1/2" x 4-3/4"



PRJ1705 RDL
Projection Mount Sign With 2" Copy & Arrow
16-1/2" x 4-3/4"

Small Directional Signage

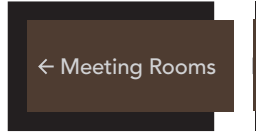


DIR0907 RLH
1-2 Line Directional
9" x 6-3/4"



DIR0909 RLH
3-4 Line Directional
9" x 9-1/4"

Large Directional Signage



DIR1207 RLH
1-2 Line Directional
11-3/4" x 6-3/4"



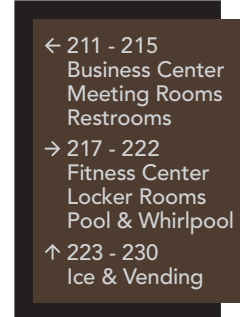
DIR1209 RLH
3-4 Line Directional
11-3/4" x 9-1/4"



DIR1212 RLH
5-6 Line Directional
11-3/4" x 11-3/4"

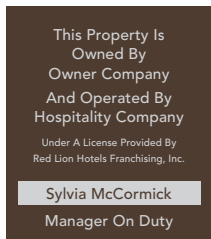


DIR1214 RLH
7-8 Line Directional
11-3/4" x 14-1/4"



DIR1217 RLH
9-10 Line Directional
11-3/4" x 16-3/4"

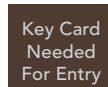
Owner/Operator Signage



MOD1112 RDL
Owner / Operator & Manager On Duty
10-3/4" x 12-1/4"

Sylvia McCormick

INS1001 RDL
Name Insert For Manager On Duty
9-1/2" x 1-1/4"



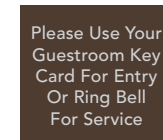
INF0605 RDL
Small Informational Public Areas
5-1/2" x 4-3/4"



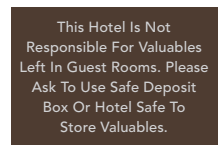
INF0605 RDL- EXT
Small Informational Back Of House & Exterior Areas
5-1/2" x 4-3/4"



INF0807 RDL
Medium Informational Public Areas
8" x 7-1/4"



INF0807 RDL- EXT
Medium Informational Back Of House & Exterior Areas
8" x 7-1/4"



INF1107 RDL
Large Informational Public Areas
10-3/4" x 7-1/4"



INF1107 RDL- EXT
Large Informational Back Of House & Exterior Areas
10-3/4" x 7-1/4"

Podium Signage



POD1010 RED- HOTEL
Podium Signage
10" x 10"



INF1110 RDL
Large Informational With Symbol Public Areas
10-3/4" x 9-3/4"



INF1110 RDL- EXT
No Smoking Informational Exterior Areas
10-3/4" x 9-3/4"



INF1105 RDL
This Is A Non-Smoking Floor Informational Public Areas
10-3/4" x 4-3/4"

Fire Evacuation & Elevator Signage



FEP1112 RDL
Corridor/Elevator Evacuation
Plan For Ground Level
10-3/4" x 12-1/4"



FEP1112 RDL
Corridor/Elevator Evacuation
Plan For Upper Floors
10-3/4" x 12-1/4"

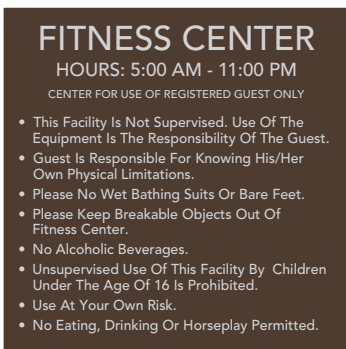


ELE0304 RDL
Elevator Jamb ID
Public Areas
3" x 3-1/2"



ELE0304 RDL- EXT
Elevator Jamb ID
Back Of House
& Exterior Areas
3" x 3-1/2"

Fitness Center Signage

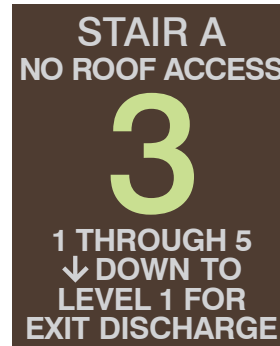


FIT1818 RDL
Fitness Center
Rules
18" x 18"

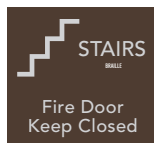
Stairwell Signage



STR1518 RDL
Interior Stairwell Signage
14-1/2" x 18"



STR0807 RDL
Stairwell ID
Public Areas
8" x 7-1/4"



STR0807 RDL- EXT
Stairwell ID
Back Of House
& Exterior Areas
8" x 7-1/4"



Pool & Whirlpool Signage



RUL1818 RDL
Pool & Whirlpool
Rules
18" x 18"



POL1818 RDL
No Diving & No Lifeguard On Duty
18" x 18"

Exterior Signage



PRK1218 RDL
Parking Signs
12" x 18"
(Post provided
By Property)



PRK1218 GSI
Accessible
Parking
12" x 18"
(Post provided
By Property)



PRK1206
Van Accessible
12" x 6"
(Post provided
By Property)

2300

COAXX06 RDL
Cut Out Acrylic Characters For Address
6" Tall Characters



CLR6010 RDL
Clearance Sign For
Porte Cochère
60" x 10"