

Interior Signage Specifications

Marriott MH



CONTACT

Kerri Vogel
316.267.4171 x241
316.267.6883 FAX
kerri.vogel@identitygroup.com

IDENTITY GROUP IS AN APPROVED SIGNAGE SUPPLIER

NO FEE* PROJECT SERVICES

- Estimating
 - Planning - Wayfinding
 - Project Management
 - Evacuation Map Development
- * Requires minimum project values

DESIGN SERVICES AVAILABLE

COLORS / MATERIALS

The Marriott MH signs are available in:



OR



Silver Face
Wilsonart 6277
Alumasteel
Laminate

Gold Face
Wrisco Industries
Bright Brushed Gold
Laminate

Backer Material: 1/4" Thick 3030 Acrylic
(Green Tinted) w/ Polished Edges

Font: Effra Regular

GUEST ROOM SIGNAGE



3-3/4" x 3"
RMN43 MH
Guest Room
Number



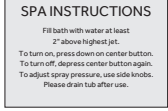
3-3/4" x 1-1/4"
ACC41B MH
Accessible Bar



3-3/4" x 3-3/4"
RMN44 MH
Guest Room
Number with
Attached Accessible Bar



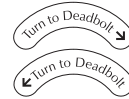
5" x 4"
RDP54 MH
Retrofit Door Plaque



7" x 5"
SI75 MH
Spa Instructions



6" x 3"
WLD63
Warning Decal



3" x 5/8"
DBV31
Deadbolt Decal



4" x 2-1/4"
HOT42 MH
Warning Plaque
Hot Glass w/Burn

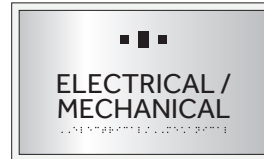


3" diameter
SHP33/SHV33
Sprinkler Warning
Lexan™ or Decal

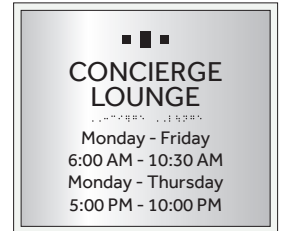
IDENTIFICATION SIGNAGE



8" x 6"
ID0806 MH
Small Room ID (1-2 Lines)



11" x 6-5/8"
ID1107 MH
Large Room ID (1-2 Lines)



11" x 9-5/8"
ID1110 MH
Room ID w/Hours Information



11-5/8" x 12-5/8"
MR1213 MH
Meeting Room Identification
with Window for Insert



7-5/8" x 11-5/8"
RR0812 MH
Restroom ID (2-3 Line)



7-5/8" x 9-5/8"
RR0810 MH
Restroom ID (1 Line)



8-3/8" x 9-5/8"
RR0910 MH
All Gender Restroom ID

PLEASE NOTE:

State and local codes may require your Restroom Signs to include certain text and symbols specific to your area. If code-related signs are needed for your project, we will quote them in place of the brand standard signs.

FORMERLY GRAPHICSystems

IDENTITY GROUP

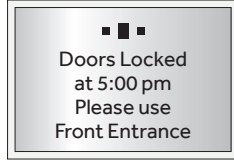
Interior Signage Specifications

Marriott MH


INFORMATIONAL SIGNAGE *cont.*



9-5/8" x 6-5/8"
MO1007 MH
Maximum Occupancy



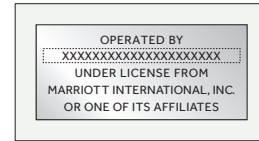
9-5/8" x 6-5/8"
INF1007 MH
Informational



8-5/8" x 6-5/8"
BNT 0907 MH
Tabletop Debit/Check Card Informational



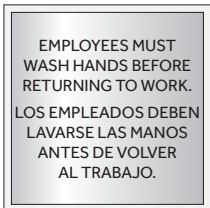
9" x 6"
SFF0906 MH
Smoke Free Facility Informational



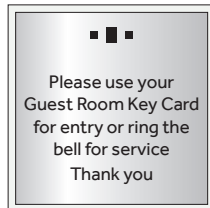
12" x 6-1/2"
OWN1207 MH
Owner/Operator Informational



12-5/8" x 7-5/8"
FEP1308 MH
Elevator Fire Evacuation Plan



8-5/8" x 8-5/8"
INF0909 MH
Informational (Various Layouts)



NOTE:
Informational copy and layouts may vary in order to suit needs of property

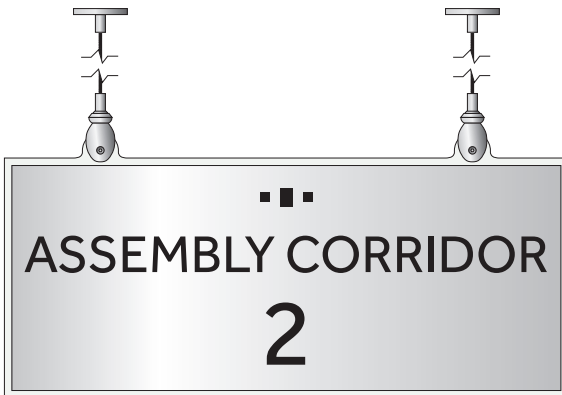


6" x 3"
INF0603 MH
Informational



2-3/4" x 3-1/2"
ELJ0303 MH
Elevator Level Sign

PROJECTION MOUNTED INFORMATIONAL SIGNAGE (2-sided)



23-1/2" x 10"
CLG2410 MH
Large Destination ID (Ceiling Mounted)



12" x 4-1/4"
PRJ1204 MH
Destination ID (1 Line)



12" x 8"
PRJ1208 MH
Destination ID (2 Line)



12" x 11"
PRJ1211 MH
Restroom ID

FORMERLY GRAPHICSSYSTEMS

IDENTITY GROUP

Interior Signage Specifications

Marriott MH

DIRECTIONAL SIGNAGE



10-1/2" x 5"
 DIR1105 MH
 1-2 Line Standard Small Directional



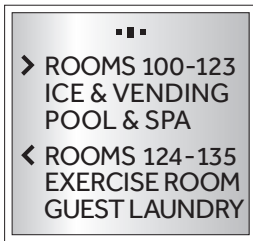
14-1/2" x 5"
 DIR1405 MH
 1-2 Line Standard Medium Directional



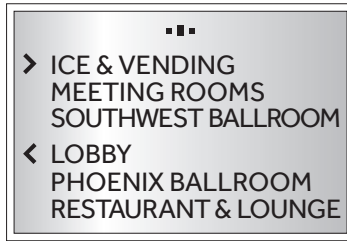
10-1/2" x 7-5/8"
 DIR1108 MH
 3-4 Line Standard Small Directional



14-1/2" x 7-5/8"
 DIR1408 MH
 3-4 Line Standard Medium Directional



10-1/2" x 9-7/8"
 DIR1110 MH
 5-6 Line Standard Small Directional



14-1/2" x 9-7/8"
 DIR1410 MH
 5-6 Line Standard Medium Directional

10-1/2" x 12-1/8"
 DIR1112 MH
 7-8 Line Standard Small Directional

14-1/2" x 12-1/8"
 DIR1412 MH
 7-8 Line Standard Medium Directional

10-1/2" x 14-3/8"
 DIR1114 MH
 9-10 Line Standard Small Directional

14-1/2" x 14-3/8"
 DIR1414MH
 9-10 Line Standard Medium Directional

10-1/2" x 16-5/8"
 DIR1117 MH
 11-12 Line Standard Small Directional

14-1/2" x 16-5/8"
 DIR1417 MH
 11-12 Line Standard Medium Directional

14-1/2" x 18-7/8"
 DIR1419MH
 13-14 Line Standard Medium Directional

DIMENSIONAL LETTERS

SALON A

6" Tall Letters
 MFA6 MH
 Metal Faced Acrylic Letters

18-1/8" x 8-1/8"
 DIR1808 MH
 1-2 Line Standard Large Directional

18-1/8" x 11-5/8"
 DIR1812 MH
 3-4 Line Standard Large Directional

18-1/8" x 14-5/8"
 DIR1815 MH
 5-6 Line Standard Large Directional

18-1/8" x 17-5/8"
 DIR1818 MH
 7-8 Line Standard Large Directional

18-1/8" x 20-5/8"
 DIR1821 MH
 9-10 Line Standard Large Directional

18-1/8" x 23-5/8"
 DIR1824 MH
 11-12 Line Standard Large Directional

18-1/8" x 26-5/8"
 DIR1827 MH
 13-14 Line Standard Large Directional

18-1/8" x 29-5/8"
 DIR1830 MH
 15-16 Line Standard Large Directional

18-1/8" x 32-1/8"
 DIR1833 MH
 17-18 Line Standard Large Directional

DIRECTORY



18-1/8" x 32-1/8"
 DRY1832 MH
 Directory

FORMERLY GRAPHICSSYSTEMS

IDENTITY
GROUP

Interior Signage Specifications

Marriott MH

HEALTH CLUB SIGNAGE

WHIRLPOOL SPA USE

For your safety, it is required that you observe the following:

- Registered guests only.
- Individuals utilizing this facility do so at their own risk.
- WARNING - No consumption of alcoholic beverages or food is permitted in pool area.
- It is highly recommended that the following individuals not use the whirlpool spa:
 - a) persons with present or prior heart disease, high blood pressure, or any chronic health problems.
 - b) persons under the influence of alcohol, stimulants or depressants. c) pregnant women.
 - d) elderly persons. e) children under the age of 10. f) unsupervised children under the age of 15.
- Should you need any assistance, please contact management.
- WARNING: Chemical and PH levels are in accordance with local codes and measured regularly.
- However, high heat and chemical in this spa may cause fading and/or damage to certain fabrics.
- Always practice water safety and courtesy to others. • Report any unsafe conditions to the management.
- All persons shall bathe with warm water and soap before entering spa.
- Any persons known or suspected of having a communicable disease shall not use the spa.
- Spitting or blowing the nose in the spa is prohibited. • Do not use alone.
- Observe a reasonable time limit, (preferably not longer than 15 minutes), then shower, cool down and if you wish, return for another brief stay. Long exposures may result in nausea, dizziness or fainting.
- Food and glass objects are not permitted in spa area. • Maximum temperature 104° Fahrenheit.

MAXIMUM BATHING LOAD

9

Thank you for your attention and cooperation.

23-1/2" x 18"

WR2418 MH

Whirlpool Rules

WARNING: THIS FACILITY IS UNATTENDED AND IS NOT CONTINUOUSLY MONITORED. THIS FACILITY IS PROVIDED TO OUR GUESTS AS AN AMENITY AND SHOULD NOT BE CONSIDERED A FULL-SERVICE FITNESS FACILITY.

GUESTS SHOULD ONLY USE THIS FACILITY AFTER THEY HAVE CONSULTED A PHYSICIAN TO DETERMINE IF THE USE OF THE EQUIPMENT IN THIS FACILITY IS APPROPRIATE.

AN AUTOMATED EXTERNAL DEFIBRILLATOR HAS BEEN PROVIDED, IN CASE OF AN EMERGENCY.

AS WITH ANY MEDICAL EMERGENCY, 9-1-1 SHOULD BE NOTIFIED PRIOR TO THE RENDERING OF ANY FIRST AID ASSISTANCE.

10" x 10"

AED W1 MH

Automated External Defibrillator
For Unattended Fitness Center

WARNING: THIS FACILITY IS ATTENDED ONLY DURING THE HOURS OF _____. THIS FACILITY IS NOT ATTENDED AT TIMES OUTSIDE OF THESE HOURS. THIS FACILITY IS PROVIDED TO OUR GUESTS AS AN AMENITY AND SHOULD NOT BE CONSIDERED A FULL-SERVICE FITNESS FACILITY.

GUESTS SHOULD ONLY USE THIS FACILITY AFTER THEY HAVE CONSULTED A PHYSICIAN TO DETERMINE IF THE USE OF THE EQUIPMENT IN THIS FACILITY IS APPROPRIATE.

AN AUTOMATED EXTERNAL DEFIBRILLATOR HAS BEEN PROVIDED, IN CASE OF AN EMERGENCY.

AS WITH ANY MEDICAL EMERGENCY, 9-1-1 SHOULD BE NOTIFIED PRIOR TO THE RENDERING OF ANY FIRST AID ASSISTANCE.

10" x 10"

AED W2 MH

Automated External Defibrillator
For Attended Fitness Center

POOL AREA USE

For your safety, it is required that you observe the following:

- Registered guests only.
- All children under 14 must be with an adult.
- Running and horseplay are prohibited.
- Appropriate swim wear required.
- Diving strictly prohibited.
- Shirts and shoes required in the hotel lobby.
- Glassware is not permitted within the pool area.
- Only flexible swim-aids are permitted.
- Be aware of depth markings at all times.
- Report any unsafe conditions or violations to the management immediately.
- Individuals assume the risk for any injuries sustained while using pool facilities.
- Always practice water safety and courtesy.
- Shower before entering pool.
- Children who are not toilet trained must wear swim diapers with rubber pants over them.

Thank you for your attention and cooperation.

23-1/2" x 18"

PR2418 MH

Pool Rules

EXERCISE ROOM USE

For your safety, it is required that you observe the following:

- Individuals utilizing this facility do so at their own risk.
- Individuals should not undertake exercise routines unless physically qualified and have a physician's approval to do so.
- It is highly recommended that the following individuals not use the exercise equipment:
 - persons under the influence of alcohol, stimulants or depressants
 - unsupervised children under the age of 16
 - children under the age of 14
- Should you need any assistance please contact the Front Desk.
- Equipment should be used in the presence of others.
- Shoes and appropriate exercising attire are necessary.
- Smoking is prohibited.
- Always practice safety and courtesy to others.
- Report any unsafe conditions to management.

Thank you for your attention and cooperation.

23-1/2" x 18"

EXR2418 MH

Exercise Room Use

Maximum
Pool Capacity
44
People

23-1/2" x 20"

PR2420 MH

Pool Capacity

NO DIVING

36" x 8"

ND3608 MH

No Diving

FORMERLY GRAPHICSSYSTEMS

IDENTITY
GROUP

Interior Signage Specifications

Marriott MH

HEALTH CLUB SIGNAGE *cont.*

NO LIFEGUARD ON DUTY

CHILDREN UNDER THE AGE OF 14 SHOULD NOT USE POOL WITHOUT AN ADULT IN ATTENDANCE

47-1/2" x 14"
NL4814 MH
No Lifeguard on Duty

PLEASE NOTE:

State and local codes may require your pool and spa area signage to have certain text, layouts and copy sizes specific to your area.

If code-related signs are needed for your project, we will quote them in place of the brand standard signs.

MOUTH-TO-MOUTH RESUSCITATION

A - AIRWAY

1. Clear the mouth.
2. Push or pull jaw into a jutting out position.



B - BREATHING

3. Pinch nose SHUT.
4. Cover victim's mouth with your mouth. BLOW until chest rises: for BABIES; cover mouth and nose.
5. Remove your mouth. Listen for return air. Repeat 12 to 15 times per minute.



CAUTION: If a neck-injury sign appears, move the lower jaw forward without tilting the head to open the airway. Rest your elbow on the surface which the victim is laying. Move the lower jaw forward with both hands, one on each side.

18" x 18"
MM1818 MH
Mouth-to-Mouth Resuscitation

WARNING! NO DIVING! SHALLOW WATER



CRIPPLING INJURIES MAY RESULT

18" x 18"
WND1818 MH
Warning! No Diving

SAUNA USE

For your safety it is required that you observe the following:

1. Individuals using this facility do so at their own risk.
2. Should you need any assistance, please contact management.
3. It is highly recommended that these individuals not use the sauna:
 - Persons under the influence of alcohol, stimulants or depressants
 - Persons or exercising prohibited in the steam room.
4. Before using, read instructions on how to operate sauna.
5. Preheat sauna to desired temperature before use, but not in excess of 170-180 degrees Fahrenheit.
6. Remove clothing and jewelry and safeguard your valuables by placing them in a safe deposit box.
7. Valuables should not be left in lockers.
8. Wear a towel or robe loosely.
9. Before entering the sauna, allow enough time to relax completely.
10. After 20 minutes maximum in sauna, or when perspiration begins, leave sauna, relax in dressing area and follow with a cool shower. (Cooling time should equal time spent in sauna.)
11. Enter sauna again and stay 5 to 10 minutes maximum.
12. Repeat cycle not more than 2 or 3 times.
13. Always practice safety and courtesy to others.
14. Report any unsafe conditions to the management.
15. All children under 15 must be with an adult.

WARNING:

- Do not exceed 30 minutes total in sauna. Excessive exposure can be harmful to your health.
- End with a brisk shower and/or in a cool water.
- Some saunas before entry the "Steam Effect" of splashing water on the hot sauna rocks use only one dipper full at a time and take care to keep clear of the steam as it rises off the rocks.
- Dress when completely dry and perspiration stops or chills may result.

12" x 15"
SNR1215 MH
Sauna Use

PARKING NOTICE


NOTICE

You are parking and leaving your vehicle at your own risk. Please lock all doors and windows after removing any property or valuables from the vehicle. The hotel will not, in any event, be liable for loss or damage to your vehicle or property.

16" x 16"
PLW MH
Parking Informational

INTERIOR STAIRWELL

STAIR A NO ROOF ACCESS



1 THROUGH 11

EXIT DISCHARGE
THIS LEVEL

14-1/2" x 18"
STR 1518 MH
Stairwell Informational

STAIR A NO ROOF ACCESS



1 THROUGH 7

↓ DOWN TO
LEVEL 1 FOR
EXIT DISCHARGE

LEVEL 1

LEVEL 2

8-1/2" x 3"
STR 0903 MH
Stairwell ID

FORMERLY GRAPHICSSYSTEMS

IDENTITY GROUP