



**HYATT PLACE™**

**SERIES 3  
INTERIOR SIGNAGE PACKAGE**

**CONTACT:**  
DAINA BAILEY  
316-267-4171  
316-267-6883 FAX  
daina.bailey@identitygroup.com

These signs are the approved Hyatt Place Series 3 standard. Any deviation requires a waiver from your Hyatt Place Franchise Tech Support Contact.

**We Make Ordering Easy!**

**WAYFINDING**

Send Graphics Systems, Inc. your hotel's floorplan and let us assist with your signage order. Our experienced wayfinding staff will determine your property's specific requirements and provide you with a detailed plan that includes a graphic of each sign, sign type, quantity, price and location, all in an easy to read format.

**NO MAP CHARGES**

Our professional artists will draw your fire evacuation maps free of charge. Just send us your floorplans and we'll do the rest.

Color of signage to be: SW-0038, Library Pewter.  
Color of copy to be PMS 468, Beige. Due to variations of computer monitors and printers, the colors listed above may not appear accurate.

**Guest Room Signage**

4" diameter  
A  
Guest Room Number

1-1/2" diameter  
A.3  
Accessible Symbol



J  
14-5/8" x 9" Guest Room Fire Evacuation & Rate Card Insert Holders

J.1  
14" x 8-1/2" Paper Fire Evacuation Map Insert

JR  
2-1/8" x 2-1/4" Rate Card Insert - Sold in Packages of 50

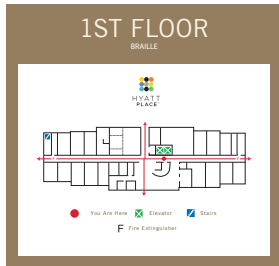
**Identification Signage**

 6-1/2" x 3" D.1 Host	 6-1/2" x 3" D.2A Chemical Storage	 6-1/2" x 3" D.2B Sprinkler Room	 6-1/2" x 3" D.2C Boiler Room	
 6-1/2" x 3" D.3 Electrical	 6-1/2" x 3" D.4 Maintenance	 6-1/2" x 3" D.5 Elevator Equipment	 6-1/2" x 3" D.6 Pool Mechanical	 6-1/2" x 3" D.8 Staff Only
 6-1/2" x 3" D.9 Stair XX	 6-1/2" x 3" D.10 Ice	 6-1/2" x 3" Q No Re-Entry		

 9" x 8" B.1 Meeting Place 1 Identification with Window for Paper Insert by Hotel	 9" x 8" B.2 Meeting Place 2 Identification with Window for Paper Insert by Hotel	 9" x 8" B.3 Meeting Place 3 Identification with Window for Paper Insert by Hotel
--	--	--

 6" x 8" F.1 Men's Restroom with Accessible Symbol	 6" x 8" F.2 Women's Restroom with Accessible Symbol	 6" x 8" F.3 Unisex Restroom with Accessible Symbol	 6-1/2" x 7-1/2" N.1 Fitness Center Identification with Window for Paper Insert by Customer	 6-1/2" x 7-1/2" N.2 Pool Identification with Window for Paper Insert by Customer
---	---	--	--	--

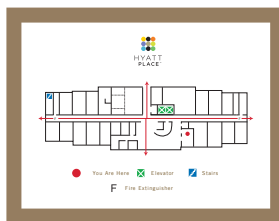
**Corridor & Elevator Evacuation Signage**



11-1/2" x 11" G Elevator Evac Insert Holder  
11" x 8-1/2" G.1 Paper Fire Evacuation Map Insert



11-1/2" x 3" I In Case of Fire Use Stairs (to be mounted under sign type G)



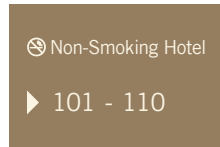
11-5/8" x 9" O Service Area Floor Plan Insert Holder  
11" x 8-1/2" O.1 Paper Fire Evacuation Map Insert

**Floor Identification Signage**



12" x 17" S Floor, Stairwell Identification

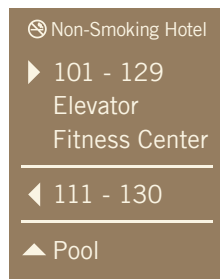
**Directional Signage**



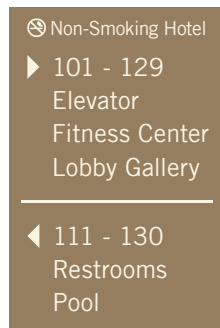
9" x 6" C.1 1 Line Directional + Non-Smoking Hotel



9" x 9" C.3 3 Line Directional + Non-Smoking Hotel



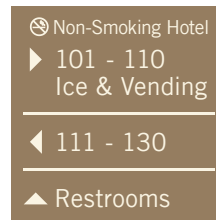
9" x 11-1/2" C.5 5 Line Directional + Non-Smoking Hotel



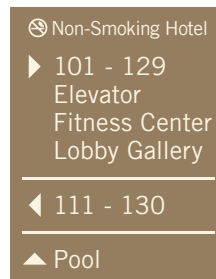
9" x 13-1/2" C.7 7 Line Directional + Non-Smoking Hotel



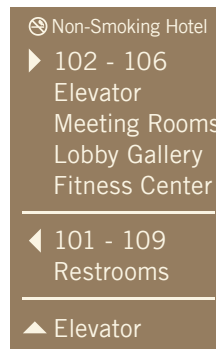
9" x 7" C.2 2 Line Directional + Non-Smoking Hotel



9" x 8" C.4 4 Line Directional + Non-Smoking Hotel



9" x 11-1/2" C.6 6 Line Directional + Non-Smoking Hotel

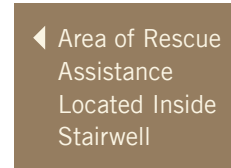


9" x 14-1/2" C.8 8 Line Directional + Non-Smoking Hotel

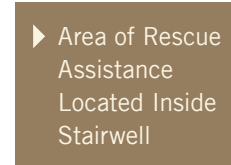
**Area of Rescue Assistance Signage**



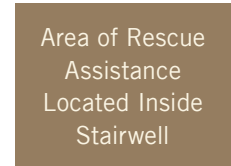
9" x 5" H Area of Rescue Assistance, Identification



9" x 7" E.1 Area of Rescue Assistance, Left Directional



9" x 7" E.2 Area of Rescue Assistance, Right Directional



9" x 7" E.3 Area of Rescue Assistance

**Projection Mounted Signage**



6-1/2" x 4" V Elevator, Double Sided Projection Mounted Informational



**Fitness Center & Pool Area Signage**

**FITNESS CENTER RULES**

- For your safety it is required that you observe the following:
1. Consult and follow the advice of your physician prior to use.
  2. Improper use of equipment can lead to injury.
  3. Guest is responsible for knowing his/ her own physical limitations and how to use the equipment.
  4. Review any instructions prior to use.
  5. The Facility is not supervised and patron uses facility at his/her own risk.
  6. Facility is for hotel guests only.
  7. No one under the age of 16 is permitted to enter the facility without adult supervision.
  8. No food or drink is permitted.
  9. No glass containers or alcoholic beverages are permitted.
  10. Proper attire and footwear required. No wet bathing suits or bare feet allowed.
  11. Do not leave valuables unattended. Hotel is not responsible for damage, loss or theft of personal property.
  12. Please wipe down the equipment after use.
  13. Dial 911 in an emergency or lift handset for operator.

9" x 14-1/2"

P Fitness Center Rules

**BE ALERT!**

THE FITNESS EQUIPMENT IN THIS FACILITY PRESENTS HAZARDS WHICH, IF NOT AVOIDED, COULD CAUSE SERIOUS INJURY OR DEATH.

Prior to using the equipment, read the warning labels and instruction placards affixed to each machine.

If you are unsure on how to use a machine, seek the assistance of our floor personnel. We will be happy to instruct you on how to use the equipment properly.

Immediately report any piece of equipment that is not functioning properly to our floor personnel so that it may be evaluated and serviced promptly.

Do not attempt to use or fix any piece of equipment that is not functioning properly.

11" x 8-1/2"

E Be Alert Fitness Center Sign

**POOL RULES**

ENTER BY STEPS ONLY.  
NO JUMPING OR DIVING.

1. Shower before entering pool.
2. No diving allowed.
3. Pool is for hotel guests and their respective guests only.
4. No animals permitted in pool or on pool deck.
5. No running, horseplay, or ball playing allowed.
6. Children under the age of 16 should not use the pool without an adult in attendance.
7. Management reserves the right to deny use of the pool.
8. No food or drink permitted at the pool.
9. Glass containers are not allowed in the pool area.
10. Electrical appliances and radios are not permitted in the pool area.
11. In case of an emergency dial 911 or lift handset for operator.
12. No smoking in pool area.
13. Maximum pool occupancy is 55.

23-3/4" x 46"

R Pool Rules

**NO LIFEGUARD  
ON DUTY**

40" x 12"

T  
No Lifeguard on Duty

**NO DIVING**

32" x 8"

T.1  
No Diving

**Parking Signage**

Parking for  
guests of  
Hyatt Place only.  
Unauthorized  
vehicles will  
be towed at  
owner's expense.

8" x 10"

Y.2  
Parking For Guests  
Of Hyatt Place Only  
U-channel steel post  
provided by hotel

The hotel is not  
responsible for loss or  
damage by fire, theft,  
collision or other cause to  
any vehicle or part thereof,  
or its contents.  
Please remove all valuables  
from vehicles. Hotel is not  
responsible for loss, damage  
or theft of any such items.  
The hotel cannot be held  
responsible for any  
personal injuries that may  
occur in the parking facility.

8" x 12"

Y.1  
Parking Lot Disclaimer  
U-channel steel post  
provided by hotel

**PET WALK  
AREA**  
Please leash and  
clean up after your pet

8" x 12"

Y.3  
Pet Walk Area Sign  
U-channel steel post  
provided by hotel