

Interior Signage Specifications

AC Hotels



CONTACT

Kerri Vogel
 316.267.4171 x241
 316.267.6883 FAX
 kerri.vogel@identitygroup.com

IDENTITY GROUP IS AN APPROVED SIGNAGE SUPPLIER

NO FEE* PROJECT SERVICES

- Estimating
 - Planning - Wayfinding
 - Project Management
 - Evacuation Map Development
- * Requires minimum project values

DESIGN SERVICES AVAILABLE

COLORS / MATERIALS



Formica
 #5391
 Graphite Veil




White

Sign Materials: Formica Laminate,
 Rowmark Applied Copy, Painted Acrylic

Font: AC Hotel

Rev. 8-28-17

GUEST ROOM SIGNAGE



6-11/16" x 11-13/16"
 RMN 0712 ACH
 Guest Room Number



12" x 8-1/4"
 FEP 1208 ACH
 Guest Room Evacuation Plan



3" x 3"
 HI 33 ACH / AC 33 ACH
 Hearing Impaired/Accessible




3" x 2-1/4"
 DEC 32 ACH
 In Room Safe Decal

IDENTIFICATION SIGNAGE



7-3/4" x 6-1/2"
 ID 0807 ACH
 1 Line Identification



7-3/4" x 8-1/2"
 ID 0809 ACH
 2 Line Identification



8" x 11-7/8"
 RES 0812 ACH
 Restroom Identification



7-3/4" x 10-1/2"
 ID 0811 ACH
 3 Line Identification



10" x 13-1/2"
 RES 1014 ACH
 All Gender Restroom ID

PLEASE NOTE:

State and local codes may require your Restroom Signs to include certain text and symbols specific to your area.

If code-related signs are needed for your project, we will quote them in place of the brand standard signs.

FORMERLY GRAPHICSystems

IDENTITY GROUP


Interior Signage Specifications

AC Hotels


IDENTIFICATION SIGNAGE *cont.*



10-3/4" x 6-1/2"
ID 1107 ACH
1 Line Identification, Large



10-3/4" x 8-1/2"
ID 1109 ACH
2 Line Identification, Large



11" x 12"
MRID 1112 ACH
Meeting Room Identification



10" x 13-1/2"
HR 1014 ACH
Hours Identification



7" x 10-1/2"
ADA 0711 ACH
AREA OF RESCUE Identification
NO SMOKING Identification




3" x 3-1/2"
ELJ 0304 ACH
Elevator Door Jam

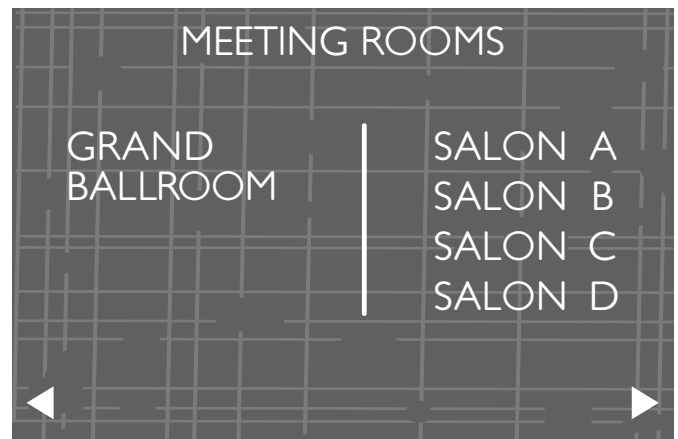
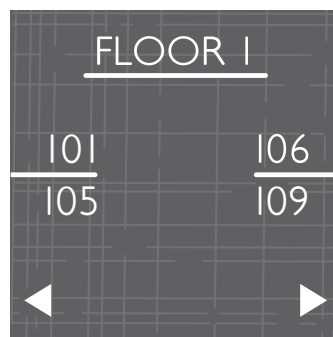


12" x 11"
TDD 1211 ACH
TDD Identification

DIRECTIONAL SIGNAGE



13-3/4" x 13-3/4"
DIR 1414 ACH
Corridor Multi Line Directional



27-9/16" x 18-1/8"
DIR 2818 ACH
Lobby Multi Line Directional



13-3/4" x 6-7/8"
DIR 1407 ACH
Small Directional

FORMERLY GRAPHICSSYSTEMS

IDENTITY
GROUP

Interior Signage Specifications

AC Hotels

INFORMATIONAL SIGNAGE



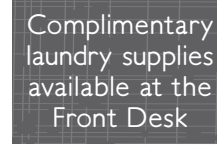
9" x 6"
MO 0906 ACH
Maximum Occupancy



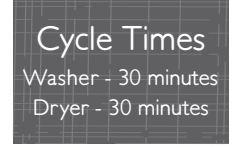
8-3/4" x 5"
INF 0905 ACH
Informational



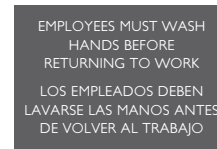
8" x 8"
MOD 0808 ACH
Informational



9" x 6"
INF 0906 ACH
Informational

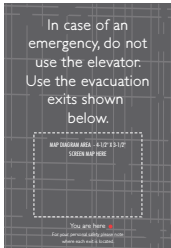


9" x 6"
ACC 0906 ACH
Accessible Informational

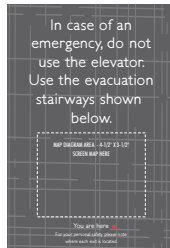


9" x 6"
EXT 0906 ACH
Informational


STAIR & ELEVATOR SIGNAGE



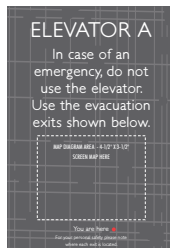
7" x 10-1/4"
FEP 0710 ACH
Ground Floor
Elevator Evacuation



7" x 10-1/4"
FEP 0710 ACH
Floor 2 and Up
Elevator Evacuation



7" x 10-1/4"
FEP 0710 ACH
Ground Floor
Elevator Evacuation w/
Elevator Designation




7" x 10-1/4"
FEP 0710 ACH
Floor 2 and Up
Elevator Evacuation w/
Elevator Designation

EXTERIOR IDENTIFICATION SIGNAGE



7-3/4" x 6-1/2"
EXT ID 0807 ACH
1 Line Identification



10-3/4" x 6-1/2"
EXT ID 1107 ACH
1 Line Identification Large



7-3/4" x 8-1/2"
EXT ID 0709 ACH
2 Line Identification



10-3/4" x 8-1/2"
EXT ID 1109 ACH
2 Line Identification Large

FORMERLY GRAPHICSSYSTEMS

IDENTITY
GROUP

Interior Signage Specifications

AC Hotels

DOOR WRAPS

AC HOTEL

XX" x 6"
VL 6 ACH
Small Vinyl Glass Wrap

AC HOTEL

XX" x 7-7/8"
VL 8 ACH
Large Vinyl Glass Wrap

POOL & HEALTH SIGNAGE

Pool Area Use

For your safety, it is required that you observe the following:

- Registered guests only.
- All children under 14 must be with an adult.
- Running and horseplay are prohibited.
- Appropriate swim wear required.
- Diving strictly prohibited.
- Shirts and shoes required in the hotel lobby.
- Glassware is not permitted within the pool area.
- Only flexible swim-aids are permitted.
- Be aware of depth markings at all times.
- Report any unsafe conditions or violations to the management immediately.
- Individuals assume the risk for any injuries sustained while using pool facilities.
- Always practice water safety and courtesy.
- Shower before entering pool.
- Children who are not toilet trained must wear swim diapers with rubber pants over them.

Thank you for your attention and cooperation.

23" x 23"
PR 2323 ACH
Pool Rules

Fitness Center Rules

For your safety, it is required that you observe the following:

- Registered guests only.
- Individuals utilizing this facility do so at their own risk.
- Individuals should not undertake exercise routines unless physically qualified and have a physician's approval to do so.
- It is highly recommended that the following individuals not use the exercise equipment:
 - persons under the influence of alcohol, stimulants or depressants
 - unsupervised children under the age of 16
 - children under the age of 14
- Should you need any assistance please contact the Front Desk.
- Equipment should be used in the presence of others.
- Shoes and appropriate exercising attire are necessary.
- Smoking is prohibited.
- Always practice safety and courtesy to others.
- Report any unsafe conditions to the management.

Thank you for your attention and cooperation.

23" x 23"
FIT 2323 ACH
Fitness Center Rules

PLEASE NOTE:

State and local codes may require your pool and spa area signage to have certain text, layouts and copy sizes specific to your area.

If code-related signs are needed for your project, we will quote them in place of the brand standard signs.

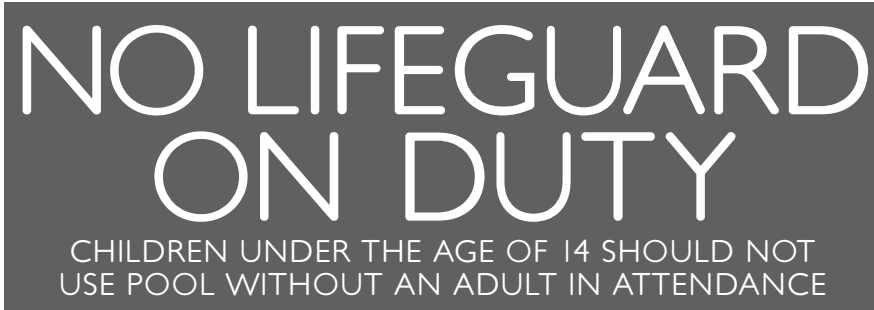
FORMERLY GRAPHICSSYSTEMS

IDENTITY
GROUP

Interior Signage Specifications

AC Hotels

POOL & HEALTH SIGNAGE *cont.*



40" x 14"
NLG 4014 ACH
No Lifeguard On Duty



13" x 14"
WND 1314 ACH
Warning No Diving

Whirlpool Spa Use

For your safety, it is required that you observe the following:

- Registered guests only.
- Individuals utilizing this facility do so at their own risk.
- WARNING: No consumption of alcoholic beverages or food is permitted in pool area.
- It is highly recommended that the following individuals not use the whirlpool spa:
 - persons with present or prior heart disease, high blood pressure, or any chronic health problems.
 - persons under the influence of alcohol, stimulants or depressants.
 - pregnant women.
 - elderly persons.
 - children under the age of 10.
 - unsupervised children under the age of 15.
- Should you need any assistance, please contact management.
- WARNING: Chemical and PH levels are in accordance with local codes and measured regularly.
- However, high heat and chemical in this spa may cause fading and/or damage to certain fabrics.
 - Always practice water safety and courtesy to others.
- Report any unsafe conditions to the management.
- All persons shall bathe with warm water and soap before entering spa.
- Any persons known or suspected of having a communicable disease shall not use the spa.
- Spitting or blowing the nose in the spa is prohibited.
 - Do not use alone.
- Observe a reasonable time limit, (preferably not longer than 15 minutes), then shower, cool down and if you wish, return for another brief stay. Long exposures may result in nausea, dizziness or fainting.
- Food and glass objects are not permitted in spa area.
- Maximum temperature 104° Fahrenheit.

Thank you for your attention and cooperation.

MAXIMUM
BATHING
LOAD **7**

35" x 30"
WR 2419 ACH
Whirlpool Spa Rules



7" x 7-1/2"
SPA 0708 ACH
Whirlpool Informational



19" x 13"
MAX 1913 ACH
Maximum Pool Capacity



30" x 7"
ND 3007 ACH
No Diving

IN CASE OF NEED, MANUAL RESUSCITATION SHOULD BE PERFORMED IMMEDIATELY AND SHOULD BE CONTINUED UNTIL PROFESSIONAL HELP ARRIVES OR UNTIL THE VICTIM SHOWS SIGNS OF LIFE.

Cardiopulmonary Resuscitation (CPR) Procedure

- 1. COMPRESSIONS**
 - Put one hand on top of the other hand and interlace your fingers.
 - Place the heel of one of your hands on the center of the victim's chest.
 - Push down on the chest hard and fast, at least 100 compressions per minute.
 - Push down at least 2" on adults and children.
 - Push down 1-1/2" for infants.
 - Allow complete chest recoil after each compression.
- 2. AIRWAY**
 - If you are able, open airway by tilting the victim's head back.
 - Lift the chin to open the airway.
- 3. BREATHING**
 - If you are able, pinch the victim's nose closed.
 - Take a normal breath, cover the victim's mouth with yours to create an airtight seal.
 - Give two, one-second breaths as you watch for the chest to rise.
 - Continue compressions and breaths.
 - 30 compressions, two breaths, until help arrives.

REPEAT CYCLE: 30 compressions and two breaths, until help arrives

EMERGENCY #911

20" x 30"
CPR 2030 ACH
CPR Resuscitation

FORMERLY GRAPHICSystems



Interior Signage Specifications

AC Hotels

PARKING SIGNAGE

NOTICE

You are parking and leaving your vehicle at your own risk. Please lock all doors and windows after removing any property or valuables from the vehicle. The hotel will not, in any event, be liable for loss or damage to your vehicle or property.

16" x 16"
PRK 1616 ACH
"NOTICE" Parking Informational

GUEST
REGISTRATION
PARKING

10
MINUTES

12" x 18"
PRK 1218 ACH
Parking Informational

VALET
PARKING

FORMERLY GRAPHICSSYSTEMS

IDENTITY
GROUP